

**BEACH MOSQUITO CONTROL DISTRICT
BAY COUNTY, FLORIDA
FINANCIAL STATEMENTS
AND SUPPLEMENTARY INFORMATION
YEAR ENDED SEPTEMBER 30, 2020**


BEACH MOSQUITO CONTROL DISTRICT
BAY COUNTY, FLORIDA
FINANCIAL STATEMENTS
AND SUPPLEMENTARY INFORMATION
YEAR ENDED SEPTEMBER 30, 2020

CONTENTS

	<u>PAGE</u>
Independent auditor's report	1
Management's discussion and analysis (Required Supplementary Information)	4
Basic financial statements –	
Statement of net position and governmental funds balance sheet with summarized financial information as of September 30, 2019	9
Statement of activities and governmental fund revenues, expenditures, and changes in fund balances with summarized financial information for the year ended September 30, 2019	10
Statement of revenues and expenditures budget and actual – all governmental fund types	11
Notes to financial statements	12
Required supplementary information other than management discussion and analysis –	
Schedules of proportionate share of net pension liability, Florida Retirement System	39

CONTENTS (Continued)

	<u>PAGE</u>
Schedules of contributions, Florida Retirement System	40
Schedules of proportionate share of net pension liability, Health Insurance Subsidy Program	41
Schedules of contributions, Health Insurance Subsidy Program	42
Schedules of changes in total OPEB liability and related ratios	43
Independent auditor's report on internal control over financial reporting and on compliance and other matters based on an audit of financial statements performed in accordance with <i>Government Auditing Standards</i>	44
Independent auditor's management letter for the Auditor General of the State of Florida	47
Statement of explanation pursuant to Rule 10.558(1)	50
Independent accountant's report on compliance with Section 218.415, Florida Statutes	52



INDEPENDENT AUDITOR'S REPORT

Board of Commissioners
Beach Mosquito Control District
Bay County, Florida

Report on the Financial Statements

We have audited the accompanying financial statements of the governmental activities of Beach Mosquito Control District (the District), Bay County, Florida, as of and for the year ended September 30, 2020, and the related notes to the financial statements, which collectively comprise the Beach Mosquito Control District's basic financial statements as listed in the table of contents.

Management's Responsibility for the Financial Statements

Management is responsible for the preparation and fair presentation of these financial statements in accordance with accounting principles generally accepted in the United States of America; this includes the design, implementation, and maintenance of internal control relevant to the preparation and fair presentation of financial statements that are free from material misstatement, whether due to fraud or error.

Auditor's Responsibility

Our responsibility is to express opinions on these financial statements based on our audit. We conducted our audit in accordance with auditing standards generally accepted in the United States of America and the standards applicable to financial audits contained in *Government Auditing Standards*, issued by the Comptroller General of the United States. Those standards require that we plan and perform the audit to obtain reasonable assurance about whether the financial statements are free from material misstatement.

An audit involves performing procedures to obtain audit evidence about the amounts and disclosures in the financial statements. The procedures selected depend on the auditor's judgment, including the assessment of the risks of material misstatement of the financial statements, whether due to fraud or error. In making those risk assessments, the auditor considers internal control relevant to the entity's preparation and fair presentation of the financial statements in order to design audit procedures that are appropriate in the circumstances, but not for the purpose of expressing an opinion on the effectiveness of the entity's internal control. Accordingly, we express no such opinion. An audit also includes evaluating the appropriateness of accounting policies used and the reasonableness of significant accounting estimates made by management, as well as evaluating the overall presentation of the financial statements.

We believe that the audit evidence we have obtained is sufficient and appropriate to provide a basis for our audit opinions.

Opinion

In our opinion, the financial statements referred to above present fairly, in all material respects, the respective financial position of the governmental activities of Beach Mosquito Control District, as of September 30, 2020, and the respective changes in financial position for the year then ended in accordance with accounting principles generally accepted in the United States of America.

Report on Summarized Comparative Information

We have previously audited Beach Mosquito Control District's financial statements, and we expressed an unmodified opinion on those financial statements in our report dated September 1, 2020. In our opinion, the summarized comparative information presented herein as of and for the year ended September 30, 2019, is consistent, in all material respects, with the audited financial statements from which it has been derived.

Other Matters

Required Supplementary Information

Accounting principles generally accepted in the United States of America require that the management's discussion and analysis on pages 4 through 8 and the schedules on pages 39 through 43 be presented to supplement the basic financial statements. Such information, although not a part of the basic financial statements, is required by the Governmental Accounting Standards Board, who considers it to be an essential part of financial reporting for placing the basic financial statements in an appropriate operational, economic, or historical context. We have applied certain limited procedures to the required supplementary information in accordance with auditing standards generally accepted in the United States of America, which consisted of inquiries of management about the methods of preparing the information and comparing the information for consistency with management's responses to our inquiries, the basic financial statements, and other knowledge we obtained during our audit of the basic financial statements. We do not express an opinion or provide any assurance on the information because the limited procedures do not provide us with sufficient evidence to express an opinion or provide any assurance.

Other Reporting Required by *Government Auditing Standards*

In accordance with *Government Auditing Standards*, we have also issued our report dated June 17, 2021, on our consideration of Beach Mosquito Control District's internal control over financial reporting and on our tests of its compliance with certain provisions of laws, regulations, contracts, and grant agreements and other matters. The purpose of that report solely to describe the scope of our testing of internal control over financial reporting and compliance and the results of that testing, and not to provide an opinion on the effectiveness of Beach Mosquito Control District's internal control over financial reporting or on compliance. That report is an integral part of an audit performed in accordance with *Government Auditing Standards* in considering Beach Mosquito Control District's internal control over financial reporting and compliance.

Tipton, Mauler, Garner & Chastain

Panama City, Florida
June 17, 2021



BEACH MOSQUITO CONTROL DISTRICT

509 Griffin Blvd
Panama City Beach, FL 32413
Phone: (850)-233-5030
Fax: (850)-233-5033

Board of Commissioners
Larry Couch, Chairman
Joyce Dean, Secretary
John Smith, Treasurer

Director James F. Clauson
E-mail: james@pcbeachmosquito.com

BEACH MOSQUITO CONTROL DISTRICT Management's Discussion and Analysis For the year ended September 30, 2020

This discussion and analysis of the Beach Mosquito Control District's (BMCD) financial performance provides an overview of the BMCD's financial activities for the fiscal year ended September 30, 2020.

Please read it in conjunction with BMCD's financial statements, which follow this section.

The following are financial highlights for 2019/2020 fiscal year:

The BMCD had total expenses for the fiscal year of \$1,731,821 compared to revenues of \$5,099,443.

Comparing current year (2019/2020) revenues with prior year (2018/2019), an overall increase of 12.3% occurred. The actual increase was \$558,284. There was also a 20.6% increase in expenditures that amounted to \$295,956.

Overview of the Basic Financial Statements

The first financial statement is the Statement of Net Position and Governmental Funds Balance Sheet. This statement includes all of the BMCD's assets, deferred outflows, deferred inflows, and liabilities using Governmental Accounting Standards (GAS). Total Net Position – the difference between assets, deferred outflows of resources, liabilities, and deferred inflows of resources – can be used to measure the BMCD's financial position.

The second financial statement is the Statement of Activities and Governmental Fund Revenues, Expenditures, and Changes in Fund Balances. This statement shows the increase or decrease in net position during the fiscal year. Over time, the increase or decrease in net position is useful to indicate whether the BMCD's financial health is improving or deteriorating.

Serving the Panama City Beaches Area since 1953
www.pcbeachmosquito.org

BEACH MOSQUITO CONTROL DISTRICT
Management's Discussion and Analysis
Page 2

The third financial statement is the Budgetary Comparison Schedule – General Fund. This statement reports revenues and expenditures and indicates the variance between the actual revenues and expenditures and the budgeted amounts.

The fourth financial statement is the Budgetary Comparison Schedule – Special Revenue Fund. This statement reports the revenues and expenditures and indicates the variance between the actual revenues and expenditures and the budgeted amounts.

Condensed Financial Information

The following presents condensed data about net position and changes in net position:

	<u>2020</u>
Assets:	
Cash	\$ 4,230,846
Accounts receivable	2,396
Taxes receivable	357
Inventory	123,586
Prepaid expenses	19,758
Capital assets – net	<u>6,761,711</u>
Total Assets	<u>11,138,654</u>
Deferred Outflows of Resources:	
OPEB related outflows	2,575
Pension related outflows	<u>252,902</u>
Total Deferred Outflows of Resources	<u>255,477</u>
Liabilities:	
Accounts payable	60,649
Accrued vacation and compensatory time-off	63,441
Total OPEB liability	29,657
Net pension liability	<u>882,008</u>
Total Liabilities	<u>1,035,755</u>
Deferred Inflows of Resources:	
Pension related inflows	37,026
Net Position:	
Net investment in capital assets	6,761,711
Unrestricted	<u>3,559,639</u>
Total Net Position	<u>\$ 10,321,350</u>

BEACH MOSQUITO CONTROL DISTRICT
Management's Discussion and Analysis
Page 3

Revenues:	
Ad valorem taxes	\$ 4,533,483
Spraying services	15,680
Gain on sale of assets	518,214
Interest	30,868
Miscellaneous	<u>1,198</u>
Total Revenues	5,099,443
Operating Expenses	<u>(1,731,821)</u>
Change in Net Position	3,367,622
Beginning Net Position	6,948,300
Increase in reserve for inventory	<u>5,428</u>
Ending Net Position	<u><u>\$ 10,321,350</u></u>

The District's budget is made up of two (2) funding sources, the Local Fund and the State Fund. The Local Fund is generated through the assessment of a millage upon the taxpayers within our district, and carryover from the previous fiscal year, while the State Fund is determined by the Florida Department of Agriculture and Consumer Services.

The total revenue of both funds for the 2019/2020 fiscal year was \$5,099,443 (\$5,099,443 from Local Funds and \$0 from State Funds). Our expenditures for the fiscal year were \$1,731,821.

The general fund is affected each year by carryover funds that are not precisely known when our budget is approved by our Board of Commissioners and the Florida Department of Agriculture and Consumer Services (FDACS). When the exact amount is known, at the conclusion of our fiscal year, a budget amendment is usually required to reflect the actual amount of our budget.

Overall Financial Position and Results of Operations

District net position increased by \$3,367,622 from the previous operating period. Cash increased by \$1,577,652, receivables increased by \$1,555, inventory increased by \$5,428, prepaid expenses increased by \$19,486, accounts payable decreased by \$107,258, and other accrued liabilities increased by \$7,272. Total revenue, which includes taxes, spraying services, gain on sale of assets, interest and miscellaneous income, was more than expenditures for the year by \$3,367,622.

Capital Assets, Deferred Outflows of Resources, Long-Term Debt, and Deferred Inflows of Resources Activity

Capital Assets: The District's previous headquarters was purchased in 1987 and the facilities were in need of some modernization and upgrades, therefore the District decided to build a new district headquarters facility. During the year ending September 30, 2017, the District purchased the land for the new facility. The construction of the new facility began during the year ending September 30, 2018 and completed in January 2020. The previous headquarters was also sold in January 2020.

BEACH MOSQUITO CONTROL DISTRICT

Management's Discussion and Analysis

Page 4

Deferred Outflows of Resources: GASB Statement No. 71, *Pension Transition for Contributions Made Subsequent to the Measurement Date – An amendment of GASB Statement No. 68*, requires a government to recognize a beginning deferred outflow of resources for its pension contributions made subsequent to the measurement date of the beginning net pension liability. GASB Statement No. 68, *Accounting and Financial Reporting for Pensions*, requires the employer to recognize deferred outflows of resources related to pensions for its proportionate shares of collective deferred outflows of resources related to pensions. GASB statement No. 75, *Accounting and Financial Reporting for Postemployment Benefits Other Than Pension Plans*, requires the employer to recognize deferred outflows of resources related to other postemployment benefits (OPEB) for its employer contributions subsequent to the measurement date.

Deferred Inflows of Resources: GASB Statement No. 68, *Accounting and Financial Reporting for Pensions*, requires the employer to recognize deferred inflows of resources related to pensions for its proportionate shares of collective deferred inflows of resources related to pensions.

Long-Term Debt Activity: The District does not currently have any Long-Term Debt in relation to loan obligations and does not anticipate any need for Long-Term Debt in the foreseeable future. The District does have Long-Term Debt in relation to compensated absences. GASB Statement No. 68, *Accounting and Financial Reporting for Pensions*, requires that employers and non-employer contributing entities report a net pension liability as determined by the plans under the requirements contained in GASB Statement No. 67, *Financial Reporting for Pension Plans*. GASB No. 75, *Accounting and Financial Reporting for Postemployment Benefits Other Than Pension Plans*, requires that employers with unfunded plans report total OPEB liability.

Economic Factors

Bay County Florida has experienced an increase in property values over the past couple of years, which has had an impact on the District's tax base.

As a result of the COVID-19 pandemic in the United States, economic uncertainties have arisen which may have a negative impact on the District's financial results in the future. The extent of the impact of COVID-19 on the operational and financial performance will depend on certain developments, including duration of the pandemic, impact on investors, employees and vendors, all of which are uncertain at this time. The extent to which COVID-19 may impact the District's financial condition or results in the future is uncertain.

We are currently unaware of any situations that could adversely affect the District's financial position or results of operations in the near future.

BEACH MOSQUITO CONTROL DISTRICT
Management's Discussion and Analysis
Page 5

Request for Information

The financial report is designed to provide citizens, creditors and other interested parties with a general overview of the District's finances. If you have questions about this report or need any additional information, contact Mr. James Clauson, Executive Director, Beach Mosquito Control District, 509 Griffin Blvd, Panama City Beach, FL 32413, or call (850) 233-5030. We would also encourage you to visit our website at www.pcbeachmosquito.org.

**BEACH MOSQUITO CONTROL DISTRICT
STATEMENT OF NET POSITION AND
GOVERNMENTAL FUNDS BALANCE SHEET
SEPTEMBER 30, 2020
WITH SUMMARIZED FINANCIAL INFORMATION
AS OF SEPTEMBER 30, 2019**

	General Fund	Special Revenue Fund	Total	Adjustments	September 30, 2020 Statement of Net Position	September 30, 2019 Financial Information
ASSETS						
Cash	\$ 4,230,843	\$ 3	\$ 4,230,846		\$ 4,230,846	\$ 2,653,194
Accounts receivable (all considered collectible)	2,396		2,396		2,396	1,198
Taxes receivable	357		357		357	0
Internal receivable	93,141		93,141	\$ (93,141)		
Inventory	123,586		123,586		123,586	118,158
Prepaid expenses	19,758		19,758		19,758	272
Construction in progress				-	0	4,036,041
Capital assets, net of accumulated depreciation				6,761,711	6,761,711	961,204
Total assets	<u>4,470,081</u>	<u>3</u>	<u>4,470,084</u>	<u>6,668,570</u>	<u>11,138,654</u>	<u>7,770,067</u>
DEFERRED OUTFLOWS OF RESOURCES						
OPEB related outflows				2,575	2,575	2,348
Pension related outflows				252,902	252,902	237,560
Total deferred outflows of resources	<u>0</u>	<u>0</u>	<u>0</u>	<u>255,477</u>	<u>255,477</u>	<u>239,908</u>
Total Assets and Deferred Outflows of Resources	<u>\$ 4,470,081</u>	<u>\$ 3</u>	<u>\$ 4,470,084</u>			
LIABILITIES						
Accounts payable	\$ 60,649		\$ 60,649		\$ 60,649	\$ 167,907
Internal payable		\$ 93,141	93,141	\$ (93,141)		
Accrued vacation				62,767	62,767	55,543
Accrued compensatory time-off				674	674	626
Total OPEB liability				29,657	29,657	32,240
Net pension liability				882,008	882,008	739,094
Total liabilities	<u>60,649</u>	<u>93,141</u>	<u>153,790</u>	<u>881,965</u>	<u>1,035,755</u>	<u>995,410</u>
DEFERRED INFLOWS OF RESOURCES						
Pension related inflows				37,026	37,026	66,265
Fund Balances (Deficit):						
Non-Spendable:						
Inventory	123,586		123,586	(123,586)		
Unassigned	4,285,846	(93,138)	4,192,708	(4,192,708)		
Total fund balances	<u>4,409,432</u>	<u>(93,138)</u>	<u>4,316,294</u>	<u>(4,316,294)</u>		
Total Liabilities, Deferred Inflows of Resources, and Fund Balances	<u>\$ 4,470,081</u>	<u>\$ 3</u>	<u>\$ 4,470,084</u>			
Net Position:						
Net investment in capital assets				6,761,711	6,761,711	4,997,245
Unrestricted				3,559,639	3,559,639	1,951,055
Total Net Position				<u>\$ 10,321,350</u>	<u>\$ 10,321,350</u>	<u>\$ 6,948,300</u>

See the independent auditor's report and the accompanying notes.

**BEACH MOSQUITO CONTROL DISTRICT
STATEMENT OF ACTIVITIES AND
GOVERNMENTAL FUND REVENUES, EXPENDITURES, AND
CHANGES IN FUND BALANCES
YEAR ENDED SEPTEMBER 30, 2020
WITH SUMMARIZED FINANCIAL INFORMATION
FOR THE YEAR ENDED SEPTEMBER 30, 2019**

	General Fund	Special Revenue Fund	Total	Adjustments	September 30, 2020 Statement of Activities	September 30, 2019 Financial Information
Expenditures/Expenses:						
Current operating -						
Personal services	\$ 578,570		\$ 578,570	\$ 7,272	\$ 585,842	\$ 553,931
Personal services benefits	349,309		349,309	95,523	444,832	441,881
Operating expenses	113,292		113,292		113,292	82,418
Travel and per diem	15,561		15,561		15,561	35,051
Communication services	5,437		5,437		5,437	5,279
Freight and postage	633		633		633	3,362
Utility services	55,192		55,192		55,192	11,478
Rentals and leases	836		836		836	1,231
Insurance	44,006		44,006		44,006	48,956
Repair and maintenance services	24,866		24,866		24,866	19,423
Printing and binding	435		435		435	314
Promotional activities	32,252		32,252		32,252	18,376
Other current charges and obligations	4,572		4,572		4,572	2,502
Supplies and materials	195,658		195,658		195,658	55,763
Gasoline, oil, and lubricants	15,442		15,442		15,442	20,157
Chemicals, solvents, additives	41,062		41,062		41,062	61,435
Publications, subscriptions, and memberships	9,178		9,178		9,178	11,987
Training	3,325		3,325		3,325	1,670
Capital outlay	2,013,954		2,013,954	(2,013,954)		
Loss on disposal of assets				1,181	1,181	0
Depreciation				138,219	138,219	60,651
Total expenditures/expenses	<u>3,503,580</u>	<u>\$ 0</u>	<u>3,503,580</u>	<u>(1,771,759)</u>	<u>1,731,821</u>	<u>1,435,865</u>
General Revenues:						
Ad valorem taxes	4,533,483		4,533,483		4,533,483	4,455,542
Spraying services - other governments	15,680		15,680		15,680	10,356
Sale of capital assets	628,302		628,302	(628,302)	0	0
Gain on sale of assets			0	518,214	518,214	11,773
Interest	30,868		30,868		30,868	52,160
Miscellaneous	1,198		1,198		1,198	11,328
Total general revenues	<u>5,209,531</u>	<u>0</u>	<u>5,209,531</u>	<u>(110,088)</u>	<u>5,099,443</u>	<u>4,541,159</u>
Excess of revenues over expenditures	1,705,951	0	1,705,951	(1,705,951)		
Change in net position				3,367,622	3,367,622	3,105,294
Fund balances (deficit)/net position:						
Beginning of the year	2,698,053	(93,138)	2,604,915	4,343,385	6,948,300	3,808,324
Increase in reserve for inventory	5,428		5,428		5,428	34,682
End of the year	<u>\$ 4,409,432</u>	<u>\$ (93,138)</u>	<u>\$ 4,316,294</u>	<u>\$ 6,005,056</u>	<u>\$ 10,321,350</u>	<u>\$ 6,948,300</u>

See the independent auditor's report and the accompanying notes.

This page is intentionally left blank.

**BEACH MOSQUITO CONTROL DISTRICT
STATEMENT OF REVENUES AND EXPENDITURES
BUDGET AND ACTUAL - ALL GOVERNMENTAL FUND TYPES
YEAR ENDED SEPTEMBER 30, 2020**

	GENERAL FUND			Variance
	Original Budget	Final Budget	Actual	Favorable (Unfavorable)
Revenues:				
Ad valorem taxes	\$ 4,689,290	\$ 4,689,290	\$ 4,533,483	\$ (155,807)
Spraying services - other governments	17,500	17,500	15,680	(1,820)
Sale of capital assets		-	628,302	628,302
Interest	52,000	52,000	30,868	(21,132)
Miscellaneous		-	1,198	1,198
Total revenues	<u>4,758,790</u>	<u>4,758,790</u>	<u>5,209,531</u>	<u>450,741</u>
Expenditures:				
Human services -				
Personal services	568,148	568,148	578,570	(10,422)
Personal services benefits	420,468	420,468	349,309	71,159
Operating expenses	80,500	80,500	113,292	(32,792)
Travel and per diem	54,601	54,601	15,561	39,040
Communication services	6,400	6,400	5,437	963
Freight and postage	2,700	2,700	633	2,067
Utility services	13,625	13,625	55,192	(41,567)
Rentals and leases	2,500	2,500	836	1,664
Insurance	55,000	55,000	44,006	10,994
Repair and maintenance services	66,700	66,700	24,866	41,834
Printing and binding	1,000	1,000	435	565
Promotional activities	30,000	30,000	32,252	(2,252)
Other current charges and obligations	2,175	2,175	4,572	(2,397)
Supplies and materials	65,000	65,000	195,658	(130,658)
Gasoline, oil, and lubricants	35,002	35,002	15,442	19,560
Chemicals, solvents, additives	208,405	208,405	41,062	167,343
Publications, subscriptions, and memberships	16,830	16,830	9,178	7,652
Training	5,000	5,000	3,325	1,675
Capital outlay	5,614,397	5,614,397	2,013,954	3,600,443
Contingency	329,235	329,235		329,235
Total expenditures	<u>7,577,686</u>	<u>7,577,686</u>	<u>3,503,580</u>	<u>4,074,106</u>
Excess (deficiency) of revenues over (under) expenditures	<u>\$ (2,818,896)</u>	<u>\$ (2,818,896)</u>	<u>\$ 1,705,951</u>	<u>\$ 4,524,847</u>

SPECIAL REVENUE FUND

<u>Original Budget</u>	<u>Final Budget</u>	<u>Actual</u>	<u>Variance Favorable (Unfavorable)</u>
<u>\$ 0</u>	<u>\$ 0</u>	<u>\$ 0</u>	<u>\$ 0</u>

<u>0</u>	<u>0</u>	<u>0</u>	<u>0</u>
<u>\$ 0</u>	<u>\$ 0</u>	<u>\$ 0</u>	<u>\$ 0</u>

See the independent auditor's report and the accompanying notes.

**BEACH MOSQUITO CONTROL DISTRICT
NOTES TO FINANCIAL STATEMENTS
SEPTEMBER 30, 2020**

NOTE 1 – SUMMARY OF SIGNIFICANT ACCOUNTING POLICIES

Reporting Entity:

The Beach Mosquito Control District is an independent special district operating under the provisions of Chapter 388, Florida Statutes, and regulations of the Florida Department of Agriculture and Consumer Services. The District is a political subdivision of the State of Florida and was legally created by the Laws of Florida, Chapter 388, on October 14, 1952. The District engages in arthropod control in Bay County, Florida.

This report includes financial statements of the funds required to account for those financial activities which are related to the District and are controlled by or dependent upon the District's legislative body, the Board of Commissioners. Control or dependence upon the District was determined on the basis of budget adoption, taxing authority, outstanding debt secured by revenues or general obligations of the District, or the District's obligation to fund any deficits that may occur.

Section 2100 of GASB's Codification of Governmental Accounting and Financial Reporting Standards was reviewed to determine whether any additional local governmental entities (component units) should be included in the District's combined financial statements. The following criteria are considered in determining whether any component units should be included in the District's combined financial statements:

- 1) Financial accountability
- 2) Appointment of a voting majority
- 3) Imposition of will
- 4) Financial benefit to or burden on the primary government
- 5) Financial accountability as a result of fiscal dependency

Based on the above criteria, no component units are included in the District's financial statements.

Basis of Presentation:

The financial transactions of the District are recorded in individual funds. Each fund is a separate accounting entity with a self-balancing set of accounts recording cash and other financial resources, together with all related liabilities and residual equities or balances, and changes therein, which are segregated for the purpose of carrying on specific activities or attaining certain objectives in accordance with special regulations, restrictions or limitations. As a general rule, the effect of interfund activity has been eliminated from the government-wide financial statements.

**BEACH MOSQUITO CONTROL DISTRICT
NOTES TO FINANCIAL STATEMENTS
SEPTEMBER 30, 2020**

NOTE 1 – SUMMARY OF SIGNIFICANT ACCOUNTING POLICIES (Continued)

The Beach Mosquito Control District maintains the following funds in the normal course of its operations:

General Fund – to account for all financial resources except those required to be accounted for in other funds. The principal source of revenue is property taxes. Primary expenditures are for arthropod control measures.

Special Revenue Fund – to account for revenue derived from specific sources that are legally restricted to expenditures for specified purposes.

Government-wide and Fund Financial Statements:

The financial statements include a Statement of Net Position, Balance Sheet, Statement of Activities, and a Statement of Revenues, Expenditures, and Changes in Fund Balances. The Statement of Net Position is presented in a net position format (assets less liabilities equal net position) and is shown with three components: amounts invested in capital assets, net of related debt; restricted net position; and unrestricted net position. The Statement of Activities reports functional categories of programs by the District and demonstrates how and to what degree those programs are supported by specific revenue. Certain financial information from the audit of the preceding fiscal year has been included on the Statement of Net Position and the Statement of Activities to aid the financial statement users in comparing the changes from September 30, 2019 to September 30, 2020.

Measurement Focus:

General and Special Revenue funds are accounted for on a “spending” or “financial flow” measurement focus. This means that only current assets and current liabilities are generally included on the balance sheet. Accordingly, the reported undesignated fund balances (net current assets) are considered a measure of available, spendable, or appropriable resources. Governmental Fund Type operating statements present increases (revenue and other financing sources) and decreases (expenditures and other financing uses) in net current assets.

Basis of Accounting:

Governmental fund revenues and expenditures are recognized on the modified accrual basis of accounting. Under this method, generally, revenues are recognized in the period in which they become available and measurable. Revenues are considered to be available when they are collectible within the current period or soon enough thereafter to pay liabilities of the current period. For this purpose, the District considers revenues to be available if they are collected within 90 days of the end of the current fiscal period, except for property taxes, for which the period is 60 days. Expenditures are recognized in the period in which the liability is incurred and becomes measurable, except for unmatured interest on general long-term debt, which is recognized when paid.

**BEACH MOSQUITO CONTROL DISTRICT
NOTES TO FINANCIAL STATEMENTS
SEPTEMBER 30, 2020**

NOTE 1 – SUMMARY OF SIGNIFICANT ACCOUNTING POLICIES (Continued)

The Bay County Tax Collector bills and collects property taxes for the District in accordance with the laws of the State of Florida. Property taxes attach as an enforceable lien on property as of the date of assessment and remain in effect until discharge by payment. Taxes are payable when levied.

The current property tax calendar is as follows:

Lien date	January 1, 2020
Levy date	October 1, 2020
Tax bills mailing deadline	November 30, 2020
Payment due by	March 31, 2021
Delinquent date	April 1, 2021
Tax sale – 2020 delinquent property taxes	June 1, 2021

Discounts of 1% for each month taxes are paid prior to March 2021 are granted.

Revenue recognition criteria for property taxes under the GASB requires that property taxes expected to be collected within 60 days of the current period be accrued. No accrual has been made for 2020 ad valorem taxes because property taxes are not legally due until subsequent to the end of the fiscal year. Current year taxes, which are uncollected as of the end of the fiscal year, are generally immaterial in amount and highly susceptible to uncollectibility and, therefore, are not recorded as a receivable on the balance sheet date.

Budgetary Basis:

Formal budgetary integration is employed as a management control device during the year for the General Fund and the Special Revenue Fund. Budgets for the General Fund and the Special Revenue Fund are adopted at the beginning of each fiscal year by the Board of Commissioners.

Any amendment made to the budget must be approved by the Board of Commissioners. The Commissioners may amend the budget at any time during the year. Amounts shown in the financial statements represent the original budgeted amounts and all subsequent amendments. The budgets of the District are adopted on a basis consistent with generally accepted accounting principles.

Capital Assets:

Property and equipment having a useful life greater than one year with an initial cost of \$5,000 or more are recorded as expenditures at the time of purchase in the General and Special Revenue Funds and are capitalized at cost. Gifts or contributions are recorded at fair market value when received. Depreciation is calculated using the straight-line method over the estimated useful lives of the related assets. Estimated useful lives are generally 7 to 40 years for buildings and improvements, 10 years for signs, and 3 to 20 years for machinery, equipment and vehicles.

**BEACH MOSQUITO CONTROL DISTRICT
NOTES TO FINANCIAL STATEMENTS
SEPTEMBER 30, 2020**

NOTE 1 – SUMMARY OF SIGNIFICANT ACCOUNTING POLICIES (Continued)

Inventory:

The District accounts for its inventory of chemicals by the purchase method whereby purchases are recorded as expenditures when incurred. The inventory is valued at cost, with cost determined principally by the first in – first out method. Reported inventory is equally offset by a fund balance reserve which indicates that it does not constitute "available spendable resources" even though it is a component of net position.

Deferred Inflows/Outflows of Resources:

In addition to assets, the Statement of Net Position reports a separate section for deferred outflows of resources. This separate financial statement element *deferred outflows of resources*, represents a consumption of net position that applies to a future period and so will not be recognized as an outflow of resources (expense/expenditure) until then. The District has five pension related items and one OPEB related item that qualifies for reporting in this category.

In addition to liabilities, the Statement of Net Position reports a separate section for deferred inflows of resources. This separate financial statement element, *deferred inflows of resources*, represents an acquisition of net position that applies to a future period and so will *not* be recognized as an inflow of resources (revenue) until that time. The District has three items that qualify for reporting in this category, which are all pension related items.

Vacation, Sick Leave, and Compensatory Time-off Policies:

Vacation

Employees with six months to five years of employment earn eight hours per month, employees with five years to ten years of employment earn ten hours per month, employees with more than ten years of employment earn 12 hours per month, employees with more than 15 years of employment earn 14 hours per month, employees with more than 20 years earn 16 hours per month, and employees with more than 25 years earn 18 hours per month. Employees with less than ten years of employment can accumulate up to 240 hours and employees with more than ten years of employment can accumulate up to 360 hours annual leave, per calendar year. All accumulated annual leave will be paid upon termination of employment. Accumulated vacation is accrued when earned.

Sick Leave

Only regular full-time employees are eligible to accrue sick leave, part-time employees are not eligible. Sick leave accrues at the rate of 8 hours per month and may be carried over and accumulated from year to year. An employee must accrue 80 hours of sick leave to be eligible to participate as a sick leave pool contributor. Sick leave is not paid upon termination of employment and is, therefore, not accrued in these financial statements.

**BEACH MOSQUITO CONTROL DISTRICT
NOTES TO FINANCIAL STATEMENTS
SEPTEMBER 30, 2020**

NOTE 1 – SUMMARY OF SIGNIFICANT ACCOUNTING POLICIES (Continued)

Compensatory Time-Off

The District gives employees compensatory time-off instead of overtime pay for overtime hours worked. Nonexempt employees required to work more than 40 hours per week will be credited compensatory time at the rate of one and one-half (1½) hours for each hours of overtime worked. Employees are credited compensatory time-off on an hour for hour basis. The maximum amount of compensatory time-off an employee can accumulate is 160 hours per calendar year. Employees are required to use all accumulated compensatory time-off prior to using annual leave. All compensatory time-off will be paid upon termination of employment. Accumulated compensatory time-off is accrued when earned.

Classification of Fund Balance:

GASB Statement No. 54, “Fund Balance Reporting and Governmental Fund Type Definitions” is to enhance the usefulness of fund balance information by providing clearer fund balance classifications that can be more consistently applied and by clarifying the governmental fund type definitions.

The following are the types of fund balances defined:

1. Non-spendable – includes amounts that are (a) not in spendable form, or (b) legally or contractually required to be maintained intact. The “not in spendable form” criterion includes items that are not expected to be converted to cash, for example: inventories, deposits, prepaid items, and advances to other funds.
2. Restricted – includes amounts for which external constraints are placed on the use of resources that are either:
 - a. externally imposed by creditors (such as through debt covenants), grantors, contributors, or laws and regulation of other governments; or
 - b. imposed by law through constitutional provisions or enabling legislation.
3. Committed – includes fund balance amounts that can be used only for the specific purposes that are internally imposed by a formal action (motion passed without dissent) of the government’s highest level of decision-making authority, the Board of Commissioners. Commitments may be changed or lifted only by the District taking the same formal action (motion passed without dissent) that imposed the constraint initially. Contractual obligations are included to the extent that existing resources in the fund have been specifically committed for use in satisfying those contractual obligations.
4. Assigned – includes spendable fund balance amounts that are intended to be used for specific purposes that are neither considered restricted nor committed. Intent is expressed by (a) the Board of Commissioners or (b) a body (for example: a budget or finance committee) or official to which the Board of Commissioners has delegated the authority to assign amounts to be used for specific purposes. This indicates that resources in these funds are, at a minimum, intended to be used for the purposes of that fund. The Board of Commissioners has not delegated authority to a body or official.

**BEACH MOSQUITO CONTROL DISTRICT
NOTES TO FINANCIAL STATEMENTS
SEPTEMBER 30, 2020**

NOTE 1 – SUMMARY OF SIGNIFICANT ACCOUNTING POLICIES (Continued)

5. Unassigned – includes residual positive fund balance within the General Fund which has not been classified within the other above-mentioned categories. Unassigned fund balance may also include negative balances for any governmental fund if expenditures exceed amounts restricted, committed, or assigned for those specific purposes.

These classifications reflect not only the nature of funds, but also provide clarity to the level of restriction placed upon fund balance. Fund balance can have different levels of restraint, such as external versus internal compliance requirements. Unassigned fund balance is a residual classification with the General Fund. The General Fund should be the only fund that reports a positive unassigned balance. In all other funds, unassigned is limited to a negative residual fund balance.

In circumstances when an expenditure is made for a purpose for which amounts are available in multiple fund balance classifications, fund balance is generally depleted in the order of restricted, committed, assigned, and unassigned.

Net Positions:

When both restricted and unrestricted resources are available for use, it is the government's policy to use restricted resources first and then unrestricted resources, as they are needed.

Use of Estimates:

The presentation of financial statements in conformity with generally accepted accounting principles requires management to make estimates and assumptions that affect the reported amounts of assets and liabilities and disclosure of contingent assets and liabilities at the date of the financial statements and the reported amounts of revenues and expenses during the reporting period. Actual results could differ from those estimates.

Source of Accounting Principles Applied:

The Beach Mosquito Control District complies with Generally Accepted Accounting Principles (GAAP). The District's reporting entity applied all relevant Governmental Accounting Standards Board (GASB) pronouncements.

New Accounting Pronouncements:

In November 2016, the GASB issued Statement No. 83, *Certain Asset Retirement Obligations*. This statement will enhance comparability of financial statements among governments by establishing uniform criteria for governments to recognize and measure certain ARO's, including obligations that may not have been previously reported. The requirements of this statement are effective for financial statements for periods beginning after June 15, 2019. The District has determined that GASB Statement No. 83 is not applicable to its financial statements.

**BEACH MOSQUITO CONTROL DISTRICT
NOTES TO FINANCIAL STATEMENTS
SEPTEMBER 30, 2020**

NOTE 1 – SUMMARY OF SIGNIFICANT ACCOUNTING POLICIES (Continued)

In June 2017, the GASB issued Statement No. 87, *Leases*. This statement increases the usefulness of governments' financial statements by requiring recognition of certain lease assets and liabilities for leases that previously were classified as operating leases and recognized as inflows of resources or outflows of resources based on the payment provisions of the contract. The requirements of this statement are effective for financial statements for periods beginning after June 15, 2021. The District is evaluating the impact, if any, upon its financial position, results of operations or cash flows upon adoption.

In March 2018, the GASB issued Statement No. 88, *Certain Disclosures Related to Debt, including Direct Borrowings and Direct Placements*. This statement will improve the information that is disclosed in notes of governmental financial statements related to debt, including direct borrowings and direct placements. It also clarifies which liabilities governments should include when disclosing information related to debt. The requirements of this statement are effective for reporting periods beginning after June 15, 2019. The District has determined that GASB Statement No. 88 is not applicable to its financial statements.

In June 2018, the GASB issued Statement No. 89, *Accounting for Interest Cost Incurred before the End of a Construction Period*. This statement will enhance the relevance and comparability of information about capital assets and the cost of borrowing for a reporting period and will simplify accounting for interest cost incurred before the end of a construction period. The requirements of this statement are effective for reporting periods beginning after December 15, 2020. The District is evaluating the impact, if any, upon its financial position, results of operations or cash flows upon adoption.

In August 2018, the GASB issued Statement No. 90, *Majority Equity Interests*. This statement will improve the consistency and comparability of reporting a government's majority equity interest in a legally separate organization and improve the relevance of financial statement information for certain component units. The requirements of this statement are effective for reporting periods beginning after December 15, 2019. The District has determined that GASB Statement No. 90 is not applicable to its financial statements.

In January 2020, the GASB issued Statement No. 92 *Omnibus 2020*. This statement will enhance the comparability in accounting and financial reporting and improve the consistency of authoritative literature by addressing practice issues that have been identified during implementation and application of certain GASB statements. The requirements of this statements are effective for reporting period beginning after June 15, 2021. The District is evaluating the impact, if any, upon its financial position, results of operation or cash flows upon adoption.

**BEACH MOSQUITO CONTROL DISTRICT
NOTES TO FINANCIAL STATEMENTS
SEPTEMBER 30, 2020**

NOTE 1 – SUMMARY OF SIGNIFICANT ACCOUNTING POLICIES (Continued)

In May 2020, the GASB issued Statement No. 96, *Subscription-Based information Technology Arrangements*. This statement is to provide guidance on the accounting and financial reporting for subscription-based information technology arrangements (SBITAs) for government end users (governments). The requirements of this statement are effective for periods beginning after June 15, 2022. The District is evaluating the impact, if any, upon its financial position, results of operation or cash flows upon adoption.

NOTE 2 – RECONCILIATION OF THE BALANCE SHEET TO THE STATEMENT OF NET POSITION

Fund Balances	\$ 4,316,294
Capital assets used in government activities are not financial resources and are therefore not reported on the balance sheet	6,761,711
Compensated absences not due and payable within the next fiscal year are not reported as a liability on the balance sheet	(63,441)
Deferred outflows for pension related items	252,902
Deferred outflows for OPEB related items	2,575
Deferred inflows for pension related items	(37,026)
Total OPEB liabilities are not due and payable in the current period, and therefore, are not reported in the funds	(29,657)
Net pension liabilities are not due and payable in the current period, and therefore, are not reported in the funds	<u>(882,008)</u>
Net Position	<u>\$ 10,321,350</u>

**BEACH MOSQUITO CONTROL DISTRICT
NOTES TO FINANCIAL STATEMENTS
SEPTEMBER 30, 2020**

**NOTE 3 – RECONCILIATION OF THE STATEMENT OF REVENUES, EXPENDITURES,
AND CHANGES IN FUND BALANCES TO THE STATEMENT OF ACTIVITIES**

Net change in fund balances	\$ 1,705,951
-----------------------------	--------------

Some expenses reported in the Statement of Activities do not require the use of current financial resources and therefore are not reported as expenditures in governmental funds:

Change in long-term compensated absences	(7,272)
Change in employer pension related costs	(98,333)
Change in employer OPEB related costs	2,810

Governmental funds do not report capital assets on the Balance Sheet; however, they are reported in the government-wide financial statements. Governmental funds report capital outlays as expenditures; however, in the Statement of Activities, the cost of those assets is depreciated over the estimated useful lives of the assets:

Expenditures for capital assets	2,013,954
Add gain on sale of assets	518,214
Less loss on disposal of assets	(1,181)
Less current year depreciation	(138,219)
Less proceeds on sale of assets	(628,302)

Change in net position	\$ <u>3,367,622</u>
------------------------	---------------------

NOTE 4 – RETIREMENT PLAN

Florida Retirement System:

General Information – All of the District’s eligible employees participate in the Florida Retirement System (FRS). As provided by Chapters 121 and 112, Florida Statutes, the FRS provides two cost sharing, multiple employer defined benefit plans administered by the Florida Department of Management Services, Division of Retirement, including the FRS Pension Plan (“Pension Plan”) and the Retiree Health Insurance Subsidy (“HIS Plan”). Under Section 121.4501, Florida Statutes, the FRS also provides a defined contribution plan (“Investment Plan”) alternative to the FRS Pension Plan, which is administered by the State Board of Administration (“SBA”). As a general rule, membership in the FRS is compulsory for all employees working in a regularly established position for a state agency, county government, district school board, state university, community college, or a participating city or special district within the State of Florida. The FRS provides retirement and disability benefits, annual cost-of-living adjustments, and death benefits to plan members and beneficiaries. Benefits are established by Chapter 121, Florida Statutes, and Chapter 60S, Florida Administrative Code. Amendments to the law can be made only by an act of the Florida State Legislature.

**BEACH MOSQUITO CONTROL DISTRICT
NOTES TO FINANCIAL STATEMENTS
SEPTEMBER 30, 2020**

NOTE 4 – RETIREMENT PLAN (Continued)

The State of Florida annually issues a publicly available financial report that includes financial statements and required supplementary information for the FRS. The latest available report may be obtained by writing to the Department of Management Services, Division of Retirement, Research and Education Services, P.O. Box 9000, Tallahassee, Florida 32315-9000, or from the web site:

www.dms.myflorida.com/workforce_operations/retirement/publications.

Pension Plan

Plan Description – The Pension Plan is a cost-sharing multiple-employer defined benefit pension plan, with a Deferred Retirement Option Program (“DROP”) for eligible employees.

Benefits Provided – Benefits under the Pension Plan are computed on the basis of age, average final compensation, and service credit. For Pension Plan members enrolled before July 1, 2011, Regular class members who retire at or after age 62 with at least six years of credited service or 30 years of service regardless of age are entitled to a retirement benefit payable monthly for life, equal to 1.60% of their final average compensation based on the five highest years of salary, for each year of credited service. Vested members with less than 30 years of service may retire before age 62 and receive reduced retirement benefits. Special Risk Administrative Support class members who retire at or after age 55 with at least six years of credited service or 25 years of service regardless of age are entitled to a retirement benefit payable monthly for life, equal to 1.60% of their final average compensation based on the five highest years of salary, for each year of credited service. Senior Management Service class members who retire at or after age 62 with at least six years of credited service or 30 years of service regardless of age are entitled to a retirement benefit payable monthly for life, equal to 2.00% of their final average compensation based on the five highest years of salary for each year of credited service. Elected Officers’ class members who retire at or after age 62 with at least six years of credited service or 30 years of service regardless of age are entitled to a retirement benefit payable monthly for life, equal to 3.00% (3.33% for judges and justices) of their final average compensation based on the five highest years of salary for each year of credited service.

For Plan members enrolled on or after July 1, 2011, the vesting requirement is extended to eight years of credited service for all these members and increasing normal retirement to age 65 or 33 years of service regardless of age for Regular, Senior Management Service, and Elected Officers’ class members. Also, the final average compensation for all these members will be based on the eight highest years of salary.

As provided in Section 121.101, Florida Statutes, if the member is initially enrolled in the Pension Plan before July 1, 2011, and all service credit was accrued before July 1, 2011, the annual cost-of-living adjustment is three percent per year. If the member is initially enrolled before July 1, 2011, and has service credit on or after July 1, 2011, there is an individually calculated cost-of-living adjustment.

**BEACH MOSQUITO CONTROL DISTRICT
NOTES TO FINANCIAL STATEMENTS
SEPTEMBER 30, 2020**

NOTE 4 – RETIREMENT PLAN (Continued)

The annual cost-of-living adjustment is a proportion of three percent determined by dividing the sum of the pre-July 2011 service credit by the total service credit at retirement multiplied by three percent. Plan members initially enrolled on or after July 1, 2011, will not have a cost-of-living adjustment after retirement.

In addition to the above benefits, the DROP program allows eligible members to defer receipt of monthly retirement benefit payments while continuing employment with an FRS employer for a period not to exceed 60 months after electing to participate. Deferred monthly benefits are held in the FRS Trust Fund and accrue interest. There are no required contributions by DROP participants.

Contributions – Effective July 1, 2011, all enrolled members of the FRS, other than DROP participants, are required to contribute three percent of their salary to the FRS. In addition to member contributions, governmental employers are required to make contributions to the FRS based on state-wide contribution rates established by the Florida Legislature. These rates are updated as of July 1 of each year.

The actuarially determined employer contribution rates for each class of employee as listed below:

<u>Class</u>	<u>Contribution Rates (10/01/19 – 06/30/20)</u>	<u>Contribution Rates (07/01/20 – 09/30/20)</u>
Regular	8.47%	10.00%
Senior Management Senior Class	25.41%	27.29%
Elected Officials – County	48.82%	49.18%
Deferred Retirement Option Plan (DROP)	14.60%	16.98%

These employer contribution rates include 1.66% HIS Plan subsidy for the periods October 1, 2019 through September 30, 2020.

The District’s contributions, including employee contributions, to the Pension Plan totaled \$64,682 for the fiscal year ended September 30, 2020.

**BEACH MOSQUITO CONTROL DISTRICT
NOTES TO FINANCIAL STATEMENTS
SEPTEMBER 30, 2020**

NOTE 4 – RETIREMENT PLAN (Continued)

Pension Liabilities, Pension Expense, and Deferred Outflows of Resources and Deferred Inflows of Resources Related to Pensions – At September 30, 2020, the District reported a liability of \$698,773 for its proportionate share of the Pension Plan’s net pension liability. The net pension liability was measured as of June 30, 2020, and the total pension liability used to calculate the net pension liability was determined by an actuarial valuation as of July 1, 2020. The District’s proportionate share of the net pension liability was based on the District’s 2019-2020 fiscal year contributions relative to the 2018-2019 fiscal year contributions of all participating members. At June 30, 2020, the District’s proportionate share was .00162250 percent, which was a decrease of .000020879 percent from its proportionate share measured as of June 30, 2019.

For the fiscal year ended September 30, 2020, the District recognized pension expense of \$149,866. In addition, the District reported deferred outflows of resources and deferred inflows of resources related to pensions from the following sources:

<u>Description</u>	<u>Deferred Outflow of Resources</u>	<u>Deferred Inflow of Resources</u>
Differences between expected and actual experience	\$ 26,743	
Change of Assumptions	126,500	
Net difference between projected and actual earnings on Pension Plan Investments	41,606	
Changes in proportion and differences between District Pension Plan contributions and proportionate share of Contributions	6,574	\$ 11,178
District Pension Plan contributions subsequent to the measurement date	<u>15,544</u>	
Total	<u>\$ 216,967</u>	<u>\$ 11,178</u>

The deferred outflows of resources related to the Pension Plan, totaling \$15,544 resulting from District contributions to the Plan subsequent to the measurement date, will be recognized as a reduction of the net pension liability in the fiscal year ended September 30, 2021. Other amounts reported as deferred outflows of resources and deferred inflows of resources related to the Pension Plan will be recognized in pension expense as follows:

**BEACH MOSQUITO CONTROL DISTRICT
NOTES TO FINANCIAL STATEMENTS
SEPTEMBER 30, 2020**

NOTE 4 – RETIREMENT PLAN (Continued)

Fiscal Year Ending September 30:	Amount
2021	\$ 34,024
2022	33,366
2023	32,549
2024	33,204
2025	33,726
Thereafter	23,376
Total	\$ 190,245

Actuarial Assumptions – The total pension liability in the June 30, 2020 actuarial valuation was determined using the following actuarial assumption, applied to all period included in the measurement:

Inflation	2.40%
Salary increases	3.25%, average, including inflation
Investment rate of return	6.80%, net of pension plan investment expense, including inflation

Mortality rates were based on the PUB-2010 base table, projected generationally with scale MP-2018.

The actuarial assumptions used in the July 1, 2020 valuation were based on the results of an actuarial experience study for the period July 1, 2013 through June 30, 2018.

The long-term expected rate of return on Pension Plan investments was not based on historical returns, but instead is based on a forward-looking capital market economic model. The allocation policy’s description of each asset class was used to map the target allocation to the asset classes shown below. Each asset class assumption is based on a consistent set of underlying assumptions and includes an adjustment for the inflation assumption. The target allocation and best estimates of arithmetic and geometric real rates of return for each major asset class are summarized in the following table:

**BEACH MOSQUITO CONTROL DISTRICT
NOTES TO FINANCIAL STATEMENTS
SEPTEMBER 30, 2020**

NOTE 4 – RETIREMENT PLAN (Continued)

<u>Asset Class</u>	Target Allocation (1)	Annual Arithmetic Return	Compound Annual (Geometric) Return	Standard Deviation
Cash	1.00%	2.20%	2.20%	1.20%
Fixed Income	19.00%	3.00%	2.90%	3.50%
Global Equity	54.20%	8.00%	6.70%	17.10%
Real Estate (Property)	10.30%	6.40%	5.80%	11.70%
Private Equity	11.10%	10.80%	8.10%	25.70%
Strategic Investments	<u>4.40%</u>	5.50%	5.30%	6.90%
Total	<u>100.00%</u>			
Assumed Inflation – Mean			2.40%	1.70%

(1) As outlined in the FRS Pension Plan’s investment policy

Discount Rate – The discount rate used to measure the total pension liability was 6.80%. The Pension Plan’s fiduciary net position was projected to be available to make all projected future benefit payments of current active and inactive employees. Therefore, the discount rate for calculating the total pension liability is equal to the long-term expected rate of return.

Sensitivity of the District’s Proportionate Share of the Net Position Liability to Changes in the Discount Rate – The following represents the District’s proportionate share of the net pension liability calculated using the discount rate of 6.80%, as well as what the District’s proportionate share of the net pension liability would be if it were calculated using a discount rate that is one percentage point lower (5.80%) or one percentage point higher (7.80%) than the current rate:

	1% Decrease (5.80%)	Current Discount Rate (6.80%)	1% Increase (7.80%)
District’s proportionate share of the net pension liability	\$ 1,115,823	\$ 698,773	\$ 350,451

Pension Plan Fiduciary Net Position – Detailed information regarding the Pension Plan’s fiduciary net position is available in the separately issued FRS Pension Plan and Other State-Administered Systems Comprehensive Annual Financial Report.

Payables to the Pension Plan – At September 30, 2020, the District reported a payable in the amount of \$0 for outstanding contributions to the Pension Plan required for the fiscal year ended September 30, 2020.

**BEACH MOSQUITO CONTROL DISTRICT
NOTES TO FINANCIAL STATEMENTS
SEPTEMBER 30, 2020**

NOTE 4 – RETIREMENT PLAN (Continued)

HIS Plan

Plan Description – The HIS Plan is a cost-sharing multiple-employer defined benefit pension plan established under Section 112.363, Florida Statutes, and may be amended by the Florida legislature at any time. The benefit is a monthly payment to assist retirees of State-administered retirement systems in paying their health insurance costs and is administered by the Florida Department of Management Services, Division of Retirement.

Benefits Provided – For the fiscal year ended September 30, 2020, eligible retirees and beneficiaries received a monthly HIS payment of \$5 for each year of creditable service completed at the time of retirement, with a minimum HIS payment of \$30 and a maximum HIS payment of \$150 per month. To be eligible to receive these benefits, a retiree under a State-administered retirement system must provide proof of health insurance coverage, which may include Medicare.

Contributions – The HIS Plan is funded by required contributions from FRS participating employers as set by the Florida Legislature. Employer contributions are a percentage of gross compensation for all active FRS members. For the fiscal year ended September 30, 2020, the HIS contribution was 1.66%. The District contributed 100.00% of its statutorily required contributions for the current and preceding three years. HIS Plan contributions are deposited in a separate trust fund from which payments are authorized. HIS Plan benefits are not guaranteed and are subject to annual legislative appropriation. In the event legislative appropriation or available funds fail to provide full subsidy benefits to all participants, benefits may be reduced or cancelled.

The District's contributions to the HIS Plan totaled \$8,865 for the fiscal year ended September 30, 2020.

Pension Liabilities, Pension Expense, and Deferred Outflows of Resources and Deferred Inflows of Resources Related to Pensions – At September 30, 2020, the District reported a liability of \$183,235 for its proportionate share of the HIS Plan's net pension liability. The net pension liability was measured as of June 30, 2020, and the total pension liability used to calculate the net pension liability was determined by an actuarial valuation as of July 1, 2020. The District's proportionate share of the net pension liability was based on the District's 2019-2020 fiscal year contributions relative to the 2018-2019 fiscal year contributions of all participating members. At June 30, 2020, the District's proportionate share was .001500718 percent, which was an decrease of .000078218 percent from its proportionate share measured as of June 30, 2019.

For the fiscal year ended September 30, 2020, the District recognized pension expense of \$12,666. In addition, the District reported deferred outflows of resources and deferred in flows of resources related to pensions from the following sources:

**BEACH MOSQUITO CONTROL DISTRICT
NOTES TO FINANCIAL STATEMENTS
SEPTEMBER 30, 2020**

NOTE 4 – RETIREMENT PLAN (Continued)

<u>Description</u>	<u>Deferred Outflow of Resources</u>	<u>Deferred Inflow of Resources</u>
Differences between expected and actual experience	\$ 7,495	\$ 141
Change of Assumptions	19,703	10,654
Net difference between projected and actual earnings on HIS Plan Investments	146	
Changes in proportion and differences between District HIS Plan contributions and proportionate share of contributions	6,236	15,053
District HIS Plan contributions subsequent to the measurement date	<u>2,355</u>	
Total	<u>\$ 35,935</u>	<u>\$ 25,848</u>

The deferred outflows of resources related to the HIS Plan, totaling \$2,355 resulting from District contributions to the HIS Plan subsequent to the measurement date, will be recognized as a reduction of the net pension liability in the fiscal year ended September 30, 2021. Other amounts reported as deferred outflows of resources and deferred inflows of resources related to the HIS Plan will be recognized in pension expense as follows:

<u>Fiscal Year Ending September 30:</u>	<u>Amount</u>
2021	\$ 1,220
2022	1,651
2023	821
2024	(363)
2025	786
Thereafter	<u>3,617</u>
Total	<u>\$ 7,732</u>

Actuarial Assumptions – The total pension liability in the July 1, 2020, actuarial valuation was determined using the following actuarial assumptions, applied to all periods included in the measurement:

Inflation	2.40%
Salary increases	3.25%, average, including inflation
Municipal bond rate	2.21%

**BEACH MOSQUITO CONTROL DISTRICT
NOTES TO FINANCIAL STATEMENTS
SEPTEMBER 30, 2020**

NOTE 4 – RETIREMENT PLAN (Continued)

Mortality rates were based on the Generational RP-2000 with Projection Scale BB tables.

The actuarial assumptions used in the July 1, 2020, valuation were based on the results of an actuarial experience study for the period July 1, 2013 through June 30, 2018 of the FRS Pension Plan.

Discount Rate – The discount rate used to measure the total pension liability was 2.21%. In general, the discount rate for calculating the total pension liability is equal to the single rate equivalent to discounting at the long-term expected rate of return for benefit payments prior to the projected depletion date. Because the HIS benefit is essentially funded on a pay-as-you-go basis, the depletion date is considered to be immediate, and the single equivalent discount rate is equal to the municipal bond rate selected by the FRS Actuarial Assumption Conference. The Bond Buyer General Obligation 20-Bond Municipal Bond Index was adopted as the applicable municipal bond index.

Sensitivity of the District’s Proportionate Share of the Net Position Liability to Changes in the Discount Rate – The following represents the District’s proportionate share of the net pension liability calculated using the discount rate of 2.21%, as well as what the District’s proportionate share of the net pension liability would be if it were calculated using a discount rate that is one percentage point lower (1.21%) or one percentage point higher (3.21%) than the current rate:

	1% Decrease (1.21%)	Current Discount Rate (2.21%)	1% Increase (3.21%)
District’s proportionate share of the net pension liability	\$ 211,812	\$ 183,235	\$ 159,845

Pension Plan Fiduciary Net Position – Detailed information regarding the HIS Plan’s fiduciary net position is available in the separately issued FRS Pension Plan and Other State-Administered Systems Comprehensive Annual Financial Report.

Payables to the Pension Plan – At September 30, 2020, the District reported a payable in the amount of \$0 for outstanding contributions to the HIS Plan required for the fiscal year ended September 30, 2020.

Investment Plan

The SBA administers the defined contribution plan officially titled the FRS Investment Plan. The investment Plan is reported in the SBA’s annual financial statements and in the State of Florida Comprehensive Annual Financial Report.

**BEACH MOSQUITO CONTROL DISTRICT
NOTES TO FINANCIAL STATEMENTS
SEPTEMBER 30, 2020**

NOTE 4 – RETIREMENT PLAN (Continued)

As provided in Section 121.4501, Florida Statutes, eligible FRS members may elect to participate in the Investment Plan in lieu of the FRS defined benefit plan. District employees participating in DROP are not eligible to participate in the Investment Plan. Employer and employee contributions, including amounts contributed to individual member's accounts, are defined by law, but the ultimate benefit depends in part on the performance of investment funds. Benefit terms, including contribution requirements, for the Investment Plan are established and may be amended by the Florida Legislature. The Investment Plan is funded with the same employer and employee contribution rates that are based on salary and membership class (Regular Class, Elected County Officers, etc.), as the Pension Plan. Contributions are directed to individual member accounts, and the individual members allocate contributions and account balances among various approved investment choices. Costs of administering the Investment Plan, including the FRS Financial Guidance Program, are funded through an employer contribution of 0.04 percent of payroll and by forfeited benefits of plan members. Allocations to the investment member's accounts during the 2019-2020 fiscal year, as established by Section 121.72, Florida Statutes, are based on a percentage of gross compensation, by class, as follows: Regular class 6.30%, Special Risk Administrative Support class 7.95%, Special Risk class 14.00%, Senior Management Service class 7.67% and County Elected Officers class 11.34%.

After termination and applying to receive benefits, the member may rollover vested funds to another qualified plan, structure a periodic payment under the Investment Plan, receive a lump-sum distribution, leave the funds invested for future distribution, or any combination of these options. Disability coverage is provided; the member may either transfer the account balance to the Pension Plan when approved for disability retirement to receive guaranteed lifetime monthly benefits under the Pension Plan, or remain in the Investment Plan and rely upon that account balance for retirement income.

The District's Investment Plan pension expense totaled \$8,392 for the fiscal year ended September 30, 2020.

Payables to the Pension Plan – At September 30, 2020, the District reported a payable in the amount of \$0 for outstanding contributions to the Investment Plan required for the fiscal year ended September 30, 2020.

**BEACH MOSQUITO CONTROL DISTRICT
NOTES TO FINANCIAL STATEMENTS
SEPTEMBER 30, 2020**

NOTE 4 – RETIREMENT PLAN (Continued)

Aggregate Schedule of Retirement Plan Information

For the fiscal year ended September 30, 2020, the District, in total, reported deferred outflows of resources and deferred inflows of resources related to pensions from the following sources:

<u>Description</u>	<u>Deferred Outflow of Resources</u>	<u>Deferred Inflow of Resources</u>
Differences between expected and actual Experience	\$ 34,238	\$ 141
Change of Assumptions	146,203	10,654
Net difference between projected and actual earnings on HIS Plan Investments	41,752	
Changes in proportion and differences between District contributions and proportionate share of contributions	12,810	26,231
District contributions subsequent to the measurement date	<u>17,899</u>	
Total	<u>\$ 252,902</u>	<u>\$ 37,026</u>

For the fiscal year ended September 30, 2020, the District, in total, recognized pension expense of \$170,924 and reported a liability of \$882,008 for its proportionate share of the FRS Plan's net pension liability.

NOTE 5 – INTERFUND RECEIVABLES AND PAYABLES

The composition of interfund balances as of September 30, 2020, is as follows:

<u>Receivable Fund</u>	<u>Payable Fund</u>	<u>Amount</u>
General	Special Revenue Fund	\$ 93,141

The interfund balance is a result of prior years Special Revenue Fund expenses paid by the General Fund. These expenses were budgeted to be paid by anticipated state funding in the Special Revenue Fund, however, funding was not received. The balance is not expected to be repaid within one year.

**BEACH MOSQUITO CONTROL DISTRICT
NOTES TO FINANCIAL STATEMENTS
SEPTEMBER 30, 2020**

NOTE 6 – CAPITAL ASSETS

Details of changes in capital assets for the year ended September 30, 2020, are as follows:

	<u>Balance</u> <u>10/01/19</u>	<u>Increases</u>	<u>Decreases</u>	<u>Balance</u> <u>09/30/20</u>
Capital assets, not being depreciated:				
Land	\$ 382,227	\$ 632,438	\$ (36,289)	\$ 978,376
Construction in progress	4,036,041	1,258,203	(5,294,244)	0
Total capital assets, not being depreciated	<u>4,418,268</u>	<u>1,890,641</u>	<u>(5,330,533)</u>	<u>\$ 978,376</u>
Capital assets, being depreciated:				
Buildings	241,504	5,294,244	(241,504)	5,294,244
Sign	0	9,375		9,375
Vehicles, furniture, and equipment	1,459,814	113,938	(169,744)	1,404,008
Total capital assets, being depreciated	<u>1,701,318</u>	<u>5,417,557</u>	<u>(411,248)</u>	<u>6,707,627</u>
Less accumulated depreciation	<u>(1,122,341)</u>	<u>(138,219)</u>	<u>336,268</u>	<u>(924,292)</u>
Total capital assets, being depreciated, net	<u>578,977</u>	<u>5,279,338</u>	<u>(74,980)</u>	<u>5,783,335</u>
Total	<u>\$ 4,997,245</u>	<u>\$ 7,169,979</u>	<u>\$ (5,405,513)</u>	<u>\$ 6,761,711</u>

NOTE 7 – GENERAL LONG-TERM DEBT

General long-term debt activity for the year ended September 30, 2020, is as follows:

	<u>Beginning</u> <u>Balance,</u> <u>As Adjusted</u>	<u>Increases</u>	<u>Decreases</u>	<u>Ending</u> <u>Balance</u>
Net pension liability	\$ 739,094	\$ 142,914		\$ 882,008
Total OPEB liability	32,240		\$ (2,583)	29,657
Compensated absences	<u>56,169</u>	<u>37,016</u>	<u>(29,744)</u>	<u>63,441</u>
Total general long-term debt	<u>\$ 827,503</u>	<u>\$ 179,930</u>	<u>\$ (32,327)</u>	<u>\$ 975,106</u>

**BEACH MOSQUITO CONTROL DISTRICT
NOTES TO FINANCIAL STATEMENTS
SEPTEMBER 30, 2020**

NOTE 8 – DEPOSITS AND INVESTMENTS

Deposits – All cash resources of the District are placed in banks that qualify as a public depository, as required by law (Florida Security for Public Deposits Act). The State Treasurer is required by this law to ensure that the District's funds are entirely collateralized throughout the fiscal year. Every qualified public depository is required by this law to deposit with the State Treasurer eligible collateral equal to, or in excess of, an amount to be determined by the State Treasurer. In the event of failure by a qualified public depository, losses, in excess of federal depository insurance and proceeds from the sale of the securities pledged by the defaulting depository, are assessed against the other qualified public depositories of the same type as the depository in default. When other qualified public depositories are assessed additional amounts, they are assessed on a pro-rata basis.

At year-end, the carrying amount of the District's deposits was \$4,230,846 and the respective bank balances totaled \$4,243,049.

Investments – Florida Statutes, Section 218.415, authorizes the District to invest surplus funds in the following:

1. The Local Government Surplus Funds Trust Fund or any intergovernmental investment pool authorized pursuant to the Florida Interlocal Cooperation Act of 1969.
2. Securities and Exchange Commission registered money market funds with the highest credit quality rating from a nationally recognized rating agency.
3. Interest-bearing time deposits or savings accounts in qualified public depositories.
4. Direct obligations of the U.S. Treasury.

Credit Risk – Credit Risk exists when there is a possibility the issuer or other counterparty to an investment will not fulfill its obligations. Generally, the District's investing activities are managed by the Director and Board of Commissioners. Investing is performed in accordance with the investment policy set forth by the State of Florida Statutes.

Interest Rate Risk – Interest rate risk exists when there is a possibility that changes in interest rates could adversely affect an investment's fair value. The District's investment policy is limited to complying with the State's investment statutes. The State law has not addressed an interest rate risk and therefore the District has not adopted an investment policy on that point.

Concentration of Credit Risk – The District places no limit on the amount it may invest in any one issuer. The District's investments at September 30, 2020 consist entirely of savings accounts. The carrying amount and market value are the same.

**BEACH MOSQUITO CONTROL DISTRICT
NOTES TO FINANCIAL STATEMENTS
SEPTEMBER 30, 2020**

NOTE 9 – RISK MANAGEMENT

The District is exposed to various risks of loss related to torts, theft of, damage to, and destruction of assets, errors and omissions, injuries to employees and natural disasters. The District is a member of the Governmental Risk Insurance Trust, a public entity risk pool, which provides the District’s insurance including comprehensive, worker’s compensation and automobile. The District pays the premium and is liable for the deductible on the comprehensive policy and the automobile policy. Any settlements have not exceeded insurance coverage for each of the past three years.

NOTE 10 – OTHER POSTEMPLOYMENT BENEFITS (OPEB)

The District implemented GASB Statement No. 75, Accounting and Financial Reporting for Postemployment Benefits Other than Pensions (OPEB), during the fiscal year ended September 30, 2018, for certain postemployment healthcare benefits provided by the District. The valuation has been conducted using the Alternative Measurement Method, as prescribed under GASB Statement No. 75.

A. Plan Description – The Beach Mosquito Control District’s Retiree Health Care Plan (the Plan) is made available to eligible retirees in accordance with the requirements of Florida State Statutes, Section 112.0801. Pursuant to this statute, the District is required to permit participation in the health insurance program by retirees and their eligible dependents at a cost to the retiree that is no greater than the cost at which the coverage is available for active employees. The Plan, which is administered by the District, is a single-employer defined benefit post-employment health care plan that provides medical, dental, life, and vision benefits. The postemployment portion of the Plan refers to these related benefits applicable to current and future retirees and their eligible dependents. For purposes of applying Paragraph 4 under Statement No. 75, Accounting and Financial Reporting for Postemployment Benefits Other Than Pensions, the Plan does not meet the requirements for an OPEB plan administered through a trust. No stand-alone report is issued for this plan.

B. Membership – As of the most recent actuarial valuation of the OPEB liability, membership data is as follows:

Inactive plan members or beneficiaries currently receiving benefits	0
Inactive plan members entitled to but not yet receiving benefits	0
Active plan members	 16
Total	 16

**BEACH MOSQUITO CONTROL DISTRICT
NOTES TO FINANCIAL STATEMENTS
SEPTEMBER 30, 2020**

NOTE 10 – OTHER POSTEMPLOYMENT BENEFITS (OPEB) (Continued)

- C. Funding Policy – The contribution requirements of the plan members are established and may be amended by the District. These contributions are neither mandated nor guaranteed. Eligible retirees pay the full cost of blended rate premiums associated with the healthcare plan elected, less any subsidies received through FRS (Florida Retirement System). To-date, the District has followed a pay-as-you-go funding policy, contributing only those amounts necessary to provide for its portion of current year benefit costs.
- D. Benefits Provided – A retired employee and his or her spouse are eligible to continue health insurance identical to active employees if they meet the eligibility for retirements under the applicable Plan. The retiree is responsible for paying the entire monthly premium for health coverage and that of any covered spouse or eligible dependents. Upon reaching age 65, Medicare is assumed to become primary.

The State of Florida prohibits the District from separately rating retirees and active employees. The District therefore assigns eligible active employees and eligible retirees an equal, blended premium. The actual costs of providing benefits considering the retirees experience rating would be higher. Inversely, the actual costs of providing benefits considering the active employee’s experience rating would be lower. This requirement creates an implicit rate subsidy. Although the retirees pay the full cost of their benefits, the District is in effect providing a benefit to the retiree with an implicit cost. With an implicit rate subsidy, the active employee premiums are subsidizing the retiree’s premiums, and that subsidization creates a liability that may need to be recognized. Although both groups are assigned the same blended rate premiums, governmental standards require the actuarial liability presented below to be calculated using age-adjusted premiums approximating claim costs for eligible retirees separate from active eligible members.

Retired plan members and beneficiaries currently receiving benefits contribute monthly contributions as follows:

Medical Insurance:

Blue Cross – Plan 14052

Retiree	\$	700
Retiree + spouse		1,400
Retiree + children		1,295
Retiree + family		1,996

Blue Cross – Plan 14003

Retiree	\$	760
Retiree + spouse		1,520
Retiree + children		1,406
Retiree + family		2,166

**BEACH MOSQUITO CONTROL DISTRICT
NOTES TO FINANCIAL STATEMENTS
SEPTEMBER 30, 2020**

NOTE 10 – OTHER POSTEMPLOYMENT BENEFITS (OPEB) (Continued)

Dental Insurance:	
Retiree	\$ 24
Retiree + spouse	67
Retiree + children	67
Retiree + family	67

Vision Insurance:	
Retiree	\$ 7
Retiree + spouse	15
Retiree + children	15
Retiree + family	15

Life Insurance:	
*Group Term Life	\$.27

*Per \$1,000 of coverage

E. Measurement Date and Valuation Date – The District’s Total OPEB Liability was measured as of September 30, 2019 for reporting period October 1, 2019 through September 30, 2020. The Net OPEB Liability is the difference between the Total OPEB Liability and the Plan’s Fiduciary Net Position. For unfunded plans, the OPEB Liability recorded on the employer’s balance sheet is equal to the Total OPEB Liability.

F. Total OPEB Liability – The District’s Total OPEB Liability as of September 30, 2020 is \$29,657. The District does not plan to fund the program. Therefore, the contributions made to the program are assumed to be the benefits paid to retirees, if any, and administrative expenses.

Change in Total OPEB Liability:

Reporting period ending September 30, 2019,	\$ 32,240
Service cost	1,902
Interest	1,386
Differences between expected and actual experience	2,571
Changes of assumptions	(6,428)
Changes of benefit terms	
Contributions - Employer	
Benefit payments	(2,014)
Other changes	
Net Changes	<u>(2,583)</u>
Reporting period ending September 30, 2020	<u>\$ 29,657</u>

**BEACH MOSQUITO CONTROL DISTRICT
NOTES TO FINANCIAL STATEMENTS
SEPTEMBER 30, 2020**

NOTE 10 – OTHER POSTEMPLOYMENT BENEFITS (OPEB) (Continued)

Changes of assumptions reflect a change in the discount rate from 4.18% for the fiscal year ending September 30, 2019 to 3.58% for the fiscal year ending September 30, 2020. Also reflected as assumption changes are updated mortality rates, updated health care costs and premiums, and updated health care cost trend rates.

- G. *OPEB Expense* – For the year ended September 30, 2020, the District will recognize OPEB expense of \$631.

Under GASB 75 as it applies to plans that qualify for the Alternative Measurement Method, changes in the Total OPEB Liability are not permitted to be included in deferred outflows of resources or deferred inflows of resources related to OPEB. These changes will be immediately recognized through OPEB expense.

Components of OPEB Expense for the year ended September 30, 2020, are as follows:

Service cost	1,902
Interest	1,386
Recognition of changes in Total OPEB Liability	(3,857)
Administrative expenses	1,200
Total OPEB Expense	\$ 631

On September 30, 2020, the District reported Deferred Outflows of Resources and Deferred Inflows of Resources related to OPEB from the following sources:

Description	Deferred Outflows of Resources	Deferred Inflows of Resources
Differences between expected and actual experience	\$ 0	\$ 0
Change of assumptions	0	0
Employer contributions subsequent to the measurement date	2,575	0
Total	\$ 2,575	\$ 0

- H. *Actuarial Assumptions* – The Total OPEB Liability was determined by an actuarial valuation as of September 30, 2019, for reporting period September 30, 2020, using the following actuarial assumptions:

Inflation	2.50%
Salary increases	2.50%

**BEACH MOSQUITO CONTROL DISTRICT
NOTES TO FINANCIAL STATEMENTS
SEPTEMBER 30, 2020**

NOTE 10 – OTHER POSTEMPLOYMENT BENEFITS (OPEB) (Continued)

Discount rate	3.58%
Initial trend rate	7.50%
Ultimate trend rate	4.00%
Years to ultimate	55
Actuarial value of assets	Market Value
Retirement rates	100% at normal retirement eligibility
Marital status	100% assumed married, with male spouses 3 years older than female spouses
Health care participation	20% participation assumed, with 50% electing spouse coverage
Disability rates	None assumed
Funding method	Entry Age Cost Method (level % of pay)

For all lives, mortality rates were PubG-2010 Mortality Tables projected to the valuation date using Projection Scale MP-2019.

Given the District's decision not to fund the program, all future benefit payments were discounted using a high-quality municipal bond rate of 3.58%. The high-quality municipal bond rate was based on the measurement date of the S&P Municipal Bond 20 Year High Grade Rate Index as published by S&P Dow Jones Indices. The S&P Municipal 20 Year High Grade Rate Index consist of bonds in the S&P Municipal Bond Index with a maturity of 20 years. Eligible bonds must be rated at least AA by Standard and Poor's Ratings Services, Aa2 by Moody's or AA by Fitch. If there are multiple ratings, the lowest rating is used.

- I. Sensitivity of the Total OPEB Liability to changes in the Discount Rate – The following table presents the Total OPEB Liability of the District, as well as what the District's Total OPEB Liability would be if it were calculated using a discount rate that is one percentage-point lower or one percentage-point higher than the current discount rate:

	1% Decrease (2.58%)	Current Discount Rate (3.58%)	1% Increase (4.58%)
Total OPEB Liability	\$ 35,206	\$ 29,657	\$ 25,210

**BEACH MOSQUITO CONTROL DISTRICT
NOTES TO FINANCIAL STATEMENTS
SEPTEMBER 30, 2020**

NOTE 10 – OTHER POSTEMPLOYMENT BENEFITS (OPEB) (Continued)

J. *Sensitivity of the Total OPEB Liability to changes in the Healthcare Cost Trend Rates* – The following table presents the Total OPEB Liability of the District, as well as what the District’s Total OPEB Liability would be if it were calculated using healthcare cost trend rates that are one percentage-point lower or one percentage-point higher than the current healthcare cost trend rates:

	1% Decrease <u>(3.00%-6.50%)</u>	Healthcare Cost Trend Rates <u>(4.00%-7.50%)</u>	1% Increase <u>(5.00%-8.50%)</u>
Total OPEB Liability	\$ 24,924	\$ 29,657	\$ 35,550

NOTE 11 – UNCERTAINTIES

As a result of the COVID-19 pandemic in the United States, economic uncertainties have arisen which may have a negative impact on the District’s financial results in the future. The extent of the impact of COVID-19 on the operational and financial performance will depend on certain developments, including duration of the pandemic, impact on investors, employees and vendors, all of which are uncertain at this time. The extent to which COVID-19 may impact the District’s financial condition or results in the future is uncertain.

NOTE 12 – SUBSEQUENT EVENTS

The District has evaluated subsequent events requiring disclosure or recording in these financial statements through June 17, 2021, which is the date these financial statements were issued.

REQUIRED SUPPLEMENTARY INFORMATION

BEACH MOSQUITO CONTROL DISTRICT
SCHEDULES OF PROPORTIONATE SHARE OF NET PENSION LIABILITY
FLORIDA RETIREMENT SYSTEM
FISCAL YEAR ENDED SEPTEMBER 30, 2020
Last 10 Fiscal Years ¹

	2020	2019 ³	2018	2017 ²	2016	2015	2014 ⁴
Beach Mosquito Control District's proportion of the net pension liability (asset)	0.161225000%	0.001633129%	0.001613871%	0.001685233%	0.001629698%	0.001628536%	0.001541971%
Beach Mosquito Control District's proportionate share of the net pension liability (asset) \$	698,773	\$ 562,427	\$ 486,106	\$ 498,481	\$ 411,500	\$ 210,346	\$ 94,083
Beach Mosquito Control District's covered payroll \$	463,428	\$ 444,843	\$ 418,815	\$ 428,833	\$ 386,849	\$ 380,265	\$ 375,050
Beach Mosquito Control District's proportionate share of the net pension liability (asset) as a percentage of its covered payroll	150.78%	126.43%	116.07%	116.24%	106.37%	55.32%	25.09%
Plan fiduciary net position as a percentage of the total pension liability	78.85%	82.61%	84.26%	83.89%	84.88%	92.00%	96.09%

¹ The amounts presented for each fiscal year were determined as of June 30.

² NPL at 2017 has been increased by \$171 due to implementation of GASB 75.

³ NPL at 2019 has been increased by \$940,602.

Notes to Schedule

Valuation date	7/1/2020	7/1/2019	7/1/2018	7/1/2017	7/1/2016	7/1/2015	7/1/2014
Measurement date	6/30/2020	6/30/2019	6/30/2018	6/30/2017	6/30/2016	6/30/2015	6/30/2014
Actuarial cost method	Individual Entry Age	Individual Entry Age	Individual Entry Age	Individual Entry Age	Individual Entry Age	Individual Entry Age	Individual Entry Age
Asset valuation method	Fair Market Value	Fair Market Value	Fair Market Value	Fair Market Value	Fair Market Value	Fair Market Value	Fair Market Value
Actuarial assumptions:							
Inflation	2.40%	2.60%	2.60%	2.60%	2.60%	2.60%	2.60%
Salary increases, including inflation	3.25%	3.25%	3.25%	3.25%	3.25%	3.25%	3.25%
Discount rate	6.80%	6.90%	7.00%	7.10%	7.60%	7.65%	7.65%
Long-term expected rate of return, net of investment expense	6.80%	6.90%	7.00%	7.10%	7.60%	7.65%	7.65%
Cost of living adjustments	0%	0%	0%	0%	0%	0%	0%
Mortality	PUB-2010 base table with Scale MP-2018	PUB-2010 base table with Scale MP-2018	Generational RP-2000 with Scale BB tables	Generational RP-2000 with Scale BB tables	Generational RP-2000 with Scale BB tables	Generational RP-2000 with Scale BB tables	Generational RP-2000 with Scale BB tables

This schedule is presented to illustrate the requirement to show information for 10 years. However, until a full 10-year trend is compiled, we have only presented information for those years for which information is available.

**BEACH MOSQUITO CONTROL DISTRICT
SCHEDULES OF CONTRIBUTIONS
FLORIDA RETIREMENT SYSTEM
FISCAL YEAR ENDED SEPTEMBER 30, 2020
Last 10 Fiscal Years ¹**

	2020	2019	2018	2017	2016	2015	2014
Contractually required contribution	\$ 50,671	\$ 45,721	\$ 41,086	\$ 39,500	\$ 35,078	\$ 35,545	\$ 31,855
Contributions in relation to the contractually required contribution	(50,993)	(45,621)	(41,086)	(39,500)	(35,078)	(35,545)	(31,855)
Contribution deficiency (excess)	\$ (322)	\$ 100	\$ 0	\$ 0	\$ 0	\$ 0	\$ 0
Beach Mosquito Control District's covered payroll	\$ 471,671	\$ 448,305	\$ 420,102	\$ 436,201	\$ 390,683	\$ 383,943	\$ 371,230
Contributions as a percentage of covered payroll	10.74%	10.20%	9.78%	9.06%	8.98%	9.26%	8.58%

¹ Actuarially determined contribution rates are calculated as of July 1, one year period to the end of the fiscal year in which contributions are reported.

Notes to Schedule

Valuation date	7/1/2020	7/1/2019	7/1/2018	7/1/2017	7/1/2016	7/1/2015	7/1/2014
Measurement date	6/30/2020	6/30/2019	6/30/2018	6/30/2017	6/30/2016	6/30/2015	6/30/2014
Actuarial cost method	Individual entry age	Individual entry age	Ultimate Entry Age Normal	Ultimate Entry Age Normal	Ultimate Entry Age Normal	Ultimate Entry Age Normal	Ultimate Entry Age Normal
Amortization method	Level percent, closed, layered 25 years	Level percent, closed, layered 30 years	Level percent, closed, layered 30 years	Level percent, closed, layered 30 years	Level percent, closed, layered 30 years	Level percent, closed, layered 30 years	Level percent, closed, layered 30 years
Amortization period	5 years, asymptotic	5 years, asymptotic	5 years, asymptotic	5 years, asymptotic	5 years, asymptotic	5 years, asymptotic	5 years, asymptotic
Asset valuation method	80-120% of fair market value	80-120% of fair market value	80-120% of fair market value	80-120% of fair market value	80-120% of fair market value	80-120% of fair market value	80-120% of fair market value
Actuarial assumptions:							
Inflation	2.40%	2.60%	2.60%	2.60%	2.60%	2.60%	2.60%
Payroll growth rate	3.25%	3.25%	3.25%	3.25%	3.25%	3.25%	3.25%
Salary increases	Varies	Varies	Varies	Varies	Varies	Varies	Varies
Discount rate	6.80%	6.90%	7.00%	7.10%	7.60%	7.65%	7.65%
Long-term expected rate of return, net of investment expense	7.00%	7.20%	7.40%	7.50%	7.60%	7.65%	7.65%
Cost of living adjustments	3% for pre-July 2011 benefit service; 0% thereafter	3% for pre-July 2011 benefit service; 0% thereafter	3% for pre-July 2011 benefit service; 0% thereafter	3% for pre-July 2011 benefit service; 0% thereafter	3% for pre-July 2011 benefit service; 0% thereafter	3% for pre-July 2011 benefit service; 0% thereafter	3% for pre-July 2011 benefit service; 0% thereafter
Retirement age	Varies	Varies	Varies	Varies	Varies	Varies	Varies
Turnover	Varies	Varies	Varies	Varies	Varies	Varies	Varies
Mortality	PUB-2010 base table with Scale MP-2018	PUB-2010 base table with Scale MP-2018	Generational RP-2000 with Scale BB tables	Generational RP-2000 with Scale BB tables	Generational RP-2000 with Scale BB tables	Generational RP-2000 with Scale BB tables	Generational RP-2000 with Scale BB tables

This schedule is presented to illustrate the requirement to show information for 10 years. However, until a full 10-year trend is compiled, we have only presented information for those years for which information is available.

**BEACH MOSQUITO CONTROL DISTRICT
SCHEDULES OF PROPORTIONATE SHARE OF NET PENSION LIABILITY
HEALTH INSURANCE SUBSIDY PROGRAM
FISCAL YEAR ENDED SEPTEMBER 30, 2020
Last 10 Fiscal Years ¹**

	2020	2019	2018	2017	2016	2015	2014
Beach Mosquito Control District's proportion of the net pension liability (asset)	0.150071800%	0.001578936%	0.001579882%	0.001703556%	0.001614719%	0.001532872%	0.001542862%
Beach Mosquito Control District's proportionate share of the net pension liability (asset)	\$ 183,235	\$ 176,667	\$ 167,216	\$ 182,152	\$ 188,188	\$ 156,329	\$ 144,261
Beach Mosquito Control District's covered payroll	\$ 520,911	\$ 529,408	\$ 516,018	\$ 544,139	\$ 498,478	\$ 480,803	\$ 441,168
Beach Mosquito Control District's proportionate share of the net pension liability (asset) as a percentage of its covered payroll	35.18%	33.37%	32.41%	33.48%	37.75%	32.51%	32.70%
Plan fiduciary net position as a percentage of the total pension liability	3.00%	2.63%	2.15%	1.64%	0.97%	0.50%	0.99%

¹ The amounts presented for each fiscal year were determined as of June 30.

Notes to Schedule

Valuation date	7/1/2020	7/1/2019	7/1/2018	7/1/2017	7/1/2016	7/1/2015	7/1/2014
Measurement date	6/30/2020	6/30/2019	6/30/2018	6/30/2017	6/30/2016	6/30/2015	6/30/2014
Actuarial cost method	Individual Entry Age	Individual Entry Age	Individual Entry Age	Individual Entry Age	Individual Entry Age	Individual Entry Age	Individual Entry Age
Asset valuation method	Fair Market Value	Fair Market Value	Fair Market Value	Fair Market Value	Fair Market Value	Fair Market Value	Fair Market Value
Actuarial assumptions:							
Inflation	2.40%	2.60%	2.60%	2.60%	2.60%	2.60%	2.60%
Salary increases including inflation	3.25%	3.25%	3.25%	3.25%	3.25%	3.25%	3.25%
Discount rate	2.21%	3.50%	3.87%	3.58%	2.85%	3.80%	4.29%
Bond buyer general obligation 20-bond municipal bond index	2.21%	3.50%	3.87%	3.58%	2.85%	3.80%	4.29%
Cost of living adjustments	0%	0%	0%	0%	0%	0%	0%
Mortality	PUB-2010 base table with Scale MP-2018	Generational RP-2000 with Scale BB tables	Generational RP-2000 with Scale BB tables	Generational RP-2000 with Scale BB tables	Generational RP-2000 with Scale BB tables	Generational RP-2000 with Scale BB tables	Generational RP-2000 with Scale BB tables

This schedule is presented to illustrate the requirement to show information for 10 years. However, until a full 10-year trend is compiled, we have only presented information for those years for which information is available.

**BEACH MOSQUITO CONTROL DISTRICT
SCHEDULES OF CONTRIBUTIONS
HEALTH INSURANCE SUBSIDY PROGRAM
FISCAL YEAR ENDED SEPTEMBER 30, 2020
Last 10 Fiscal Years ¹**

	2020	2019	2018	2017	2016	2015	2014
Contractually required contribution	\$ 8,865	\$ 8,772	\$ 8,540	\$ 9,031	\$ 8,347	\$ 6,771	\$ 5,415
Contributions in relation to the contractually required contribution	(8,900)	(8,749)	(8,540)	(9,031)	(8,347)	(6,771)	(5,415)
Contribution deficiency (excess)	\$ (35)	\$ 23	\$ 0	\$ 0	\$ 0	\$ 0	\$ 0
Beach Mosquito Control District's covered payroll	\$ 534,016	\$ 528,470	\$ 514,474	\$ 544,014	\$ 502,816	\$ 495,596	\$ 446,219
Contributions as a percentage of covered payroll	1.66%	1.66%	1.66%	1.66%	1.66%	1.37%	1.21%

¹ Actuarially determined contribution rates are calculated as of July 1, one year period to the end of the fiscal year in which contributions are reported.

Notes to Schedule

Valuation date	7/1/2020	7/1/2019	7/1/2018	7/1/2017	7/1/2016	7/1/2015	7/1/2014
Measurement date	6/30/2020	6/30/2019	6/30/2018	6/30/2017	6/30/2016	6/30/2015	6/30/2014
Actuarial cost method	Individual entry age	Individual entry age	Individual entry age	Individual entry age	Individual entry age	Individual entry age	Individual entry age
Actuarial assumptions:							
Inflation	2.40%	2.60%	2.60%	2.60%	2.60%	2.60%	2.60%
Salary increases, including inflation	3.25%	3.25%	3.25%	3.25%	3.25%	3.25%	3.25%
Discount rate	2.21%	3.50%	3.87%	3.58%	2.85%	3.80%	4.29%
Bond buyer general obligation 20-bond municipal bond index	2.21%	3.50%	3.87%	3.58%	2.85%	3.80%	4.29%
Cost of living adjustments	3% for pre-July 2011 benefit service; 0% thereafter	3% for pre-July 2011 benefit service; 0% thereafter	3% for pre-July 2011 benefit service; 0% thereafter	3% for pre-July 2011 benefit service; 0% thereafter	3% for pre-July 2011 benefit service; 0% thereafter	3% for pre-July 2011 benefit service; 0% thereafter	3% for pre-July 2011 benefit service; 0% thereafter
Mortality	PUB-2010 base table with Scale MP-2018	Generational RP-2000 with Scale BB tables	Generational RP-2000 with Scale BB tables	Generational RP-2000 with Scale BB tables	Generational RP-2000 with Scale BB tables	Generational RP-2000 with Scale BB tables	Generational RP-2000 with Scale BB tables

This schedule is presented to illustrate the requirement to show information for 10 years. However, until a full 10-year trend is compiled, we have only presented information for those years for which information is available.

BEACH MOSQUITO CONTROL DISTRICT
SCHEDULES OF CHANGES IN TOTAL OPEB LIABILITY AND RELATED RATIOS
FISCAL YEAR ENDED SEPTEMBER 30, 2020
Last 10 Fiscal Years

	<u>2020</u>	<u>2019</u>	<u>2018</u>
Total OPEB Liability			
Service cost	\$ 1,902	\$ 2,036	\$ 2,194
Interest	1,386	1,263	1,118
Changes in benefit terms	0	0	0
Differences between expected and actual experience	2571	0	0
Changes of assumptions	(6,428)	(2,771)	(3,237)
Benefit payments	<u>(2,014)</u>	<u>(1,852)</u>	<u>(1,703)</u>
Net change in total pension liability	(2,583)	(1,324)	(1,628)
Total OPEB liability - beginning, as adjusted	32,240	33,564	35,192
Total OPEB liability - ending	<u>\$ 29,657</u>	<u>\$ 32,240</u>	<u>\$ 33,564</u>
Covered employee payroll*	\$ 573,902	\$ 650,506	\$ 634,640
Total OPEB Liability as a percentage of Covered Employee Payroll	5.17%	4.96%	5.29%

* Covered payroll is projected to the measurement date based on actual covered payroll as of the valuation date using applicable salary increase assumptions.

Schedule is intended to show information for 10 years. Additional years will be displayed as they become available.

Notes to Schedules:

Employer's reporting date: September 30, 2020

Measurement date: September 30, 2019

For purposes of applying Paragraph 4 under Statement No. 75, Accounting and Financial Reporting for Postemployment Benefits Other Than Pensions, the Plan does not meet the requirements for an OPEB plan administered through a trust.

Changes of assumptions:

Changes of assumptions and other inputs reflect the effects of changes in the discount rate each period. The following are the discount rates used in each period:


Fiscal Year Ending September 30, 2020:	3.58%
Fiscal Year Ending September 30, 2019:	4.18%
Fiscal Year Ending September 30, 2018:	3.64%

Also reflected as assumption changes are updated mortality rates, updated health care costs and premiums, and updated health care cost trend rates.

Benefit payments:

The plan sponsor did not provide actual net benefits paid by the Plan for the fiscal year ending on September 30, 2020. Expected net benefit payments produced by the valuation model for the same period are shown in the table above.

See the independent auditor's report.



INDEPENDENT AUDITOR'S REPORT ON INTERNAL CONTROL OVER FINANCIAL REPORTING AND ON COMPLIANCE AND OTHER MATTERS BASED ON AN AUDIT OF FINANCIAL STATEMENTS PERFORMED IN ACCORDANCE WITH GOVERNMENT AUDITING STANDARDS

Board of Commissioners
Beach Mosquito Control District
Bay County, Florida

We have audited, in accordance with the auditing standards generally accepted in the United States of America and the standards applicable to financial audits contained in *Government Auditing Standards* issued by the Comptroller General of the United States, the financial statements of the governmental activities of Beach Mosquito Control District, as of and for the year ended September 30, 2020, and the related notes to the financial statements, which collectively comprise Beach Mosquito Control District's basic financial statements, and have issued our report thereon dated June 17, 2021.

Internal Control over Financial Reporting

In planning and performing our audit of the financial statements, we considered Beach Mosquito Control District's internal control over financial reporting (internal control) to determine the audit procedures that are appropriate in the circumstances for the purpose of expressing our opinions on the financial statements, but not for the purpose of expressing an opinion on the effectiveness of Beach Mosquito Control District's internal control. Accordingly, we do not express an opinion on the effectiveness of Beach Mosquito Control District's internal control.

A *deficiency in internal control* exists when the design or operation of a control does not allow management or employees, in the normal course of performing their assigned functions, to prevent, or detect and correct, misstatements on a timely basis. A *material weakness* is a deficiency, or a combination of deficiencies, in internal control such that there is a reasonable possibility that a material misstatement of the entity's financial statements will not be prevented or detected and corrected on a timely basis. A *significant deficiency* is a deficiency, or a combination of deficiencies, in internal control that is less severe than a material weakness, yet important enough to merit attention by those charged with governance.

Our consideration of internal control was for the limited purpose described in the first paragraph of this section and was not designed to identify all deficiencies in internal control that might be material weaknesses or significant deficiencies and therefore, material weaknesses or significant deficiencies may exist that were not identified. Given these limitations, during our audit we did not identify any deficiencies in internal control that we consider to be material weaknesses. We did identify certain deficiencies in internal control, described below, that we consider to be significant deficiencies.

Significant Deficiency:

2020-1:

The size of the District's accounting and administrative staff precludes certain internal controls that would be preferred if the staff were large enough to provide optimum segregation of duties. To the extent possible duties should be segregated to serve as a check and balance and to maintain the best control system possible. Material errors or irregularities may occur without being detected by employees or management during the normal course of their duties. Oversight provided by the Board of Commissioners has been a mitigating factor which prevents this from being a material weakness. As we have previously recommended, the Commissioners and Director review the deposits and expenditures on a monthly basis and include their approval and comments in the minutes of the Board meetings to help override the lack of segregation of duties. However, we still recommend that the segregation of duties be continuously reviewed and adjusted where possible to strengthen the system of internal control each year.

2020-2:

The District did not properly report wages to the Florida Retirement System (FRS) involving one employee for the month of September 2020 regarding the FRS Pension Plan. Due to the wage reporting discrepancy, the District is due a refund of \$357 for overpaid FRS employer contributions for the fiscal year ending September 30, 2020. There was also an instance where one employee's wages were not setup to be subject to the FRS employee contribution deduction of 3% in the payroll system and was, therefore, not deducted from the employee's gross pay. When the gross wages were reported to FRS the employee contribution was paid by the District and not reimbursed by the employee as of the date these financial statements were issued.

Beach Mosquito Control District's response to the finding identified in our audit is described in the Statement on page 50.

Compliance and Other Matters

As part of obtaining reasonable assurance about whether Beach Mosquito Control District's financial statements are free from material misstatement, we performed tests of its compliance with certain provisions of laws, regulations, contracts, and grant agreements, noncompliance with which could have a direct and material effect on the determination of financial statement amounts. However, providing an opinion on compliance with those provisions was not an objective of our audit, and accordingly, we do not express such an opinion. The results of our tests disclosed no instances of noncompliance or other matters that are required to be reported under *Government Auditing Standards*.

Beach Mosquito Control District's Response to Findings


Beach Mosquito Control District's response to the findings identified in our audit is described in the Statement on page 50. Beach Mosquito Control District's response was not subjected to the auditing procedures applied in the audit of the financial statements and, accordingly, we express no opinion on it.

Purpose of this Report

The purpose of this report is solely to describe the scope of our testing of internal control and compliance and the results of that testing, and not to provide an opinion on the effectiveness of the entity's internal control or on compliance. This report is an integral part of an audit performed in accordance with *Government Auditing Standards* in considering the entity's internal control and compliance. Accordingly, this communication is not suitable for any other purpose.

Tipton, Marley, Garner & Chastain

Panama City, Florida
June 17, 2021



**INDEPENDENT AUDITOR'S MANAGEMENT LETTER
FOR THE AUDITOR GENERAL OF THE STATE OF FLORIDA**

Board of Commissioners
Beach Mosquito Control District
Bay County, Florida

Report on the Financial Statements

We have audited the financial statements of Beach Mosquito Control District, Florida, as of and for the fiscal year ended September 30, 2020, and have issued our report thereon dated June 17, 2021.

Auditor's Responsibility

We conducted our audit in accordance with auditing standards generally accepted in the United States of America; the standards applicable to financial audits contained in *Government Auditing Standards*, issued by the Comptroller General of the United States; and Chapter 10.550, Rules of the Auditor General.

Other Reporting Requirements

We have issued our Independent Auditor's Report on Internal Control over Financial Reporting and on Compliance and Other Matters Based on an Audit of Financial Statements Performed in Accordance with *Government Auditing Standards*, and Independent Accountant's Report on an examination conducted in accordance with *AICPA Professional Standards*, AT-C Section 315, regarding compliance requirements in accordance with Chapter 10.550, Rules of the Auditor General. Disclosures in those reports, which are dated June 17, 2021, should be considered in conjunction with this management letter.

Prior Audit Findings

Section 10.554(1)(i)1., Rules of the Auditor General requires that we determine whether or not corrective actions have been taken to address findings and recommendations made in the preceding financial audit report. In the audit reports for the preceding two years, the deficiency in internal controls caused by lack of sufficient staff was reported as Finding 2018-1 and Finding 2019-1 (Finding 2015-1, Finding 2016-1, Finding 2017-1 in years before that), and this deficiency is included in the current year audit report as Finding 2020-1. The Board of Commissioners and Director have taken some corrective actions by reviewing the deposits and expenditures on a monthly basis and have included their approval and comments in the minutes of the Board meetings to help override the lack of segregation of duties as we recommended.

Official Title and Legal Authority

Section 10.554(1)(i)4., Rules of the Auditor General, requires that the name or official title and legal authority for the primary government and each component unit of the reporting entity be disclosed in this management letter, unless disclosed in the notes to the financial statements. Beach Mosquito Control District was established by Laws of Florida Chapter 5341 (1903) on October 14, 1952. Beach Mosquito Control District has no component units.

Financial Condition and Management

Section 10.554(1)(i)5.a. and 10.556(7), Rules of the Auditor General, requires us to apply appropriate procedures and communicate the results of our determination as to whether or not Beach Mosquito Control District met one or more of the conditions described in Section 218.503(1), Florida Statutes, and to identify the specific condition(s) met. In connection with our audit, we determined that Beach Mosquito Control District did not meet any of the conditions described in Section 218.503(1), Florida Statutes.

Pursuant to Sections 10.554(1)(i)5.b. and 10.556(8), Rules of the Auditor General, we applied financial condition assessment procedures for Beach Mosquito Control District. It is management's responsibility to monitor Beach Mosquito Control District's financial condition, and our financial condition assessment was based in part on representations made by management and the review of financial information provided by same.

Section 10.554(1)(i)2., Rules of the Auditor General, requires that we communicate any recommendations to improve financial management. In connection with our audit, we did not have any such recommendations.

Special District Component Units

Section 10.554(1)(i)5.c., Rules of the Auditor General, requires, if appropriate, that we communicate the failure of a special district that is a component unit of a county, municipality, or special district, to provide the financial information necessary for proper reporting of the component unit, within the audited financial statements of the county, municipality, or special district in accordance with Section 218.39(3)(b), Florida Statutes. Beach Mosquito Control District is not a component unit, and does not have any component units.

Additional Matters

Section 10.554(1)(i)3., Rules of the Auditor General, requires us to communicate noncompliance with provisions of contracts or grant agreements, or abuse, that have occurred, or are likely to have occurred, that have an effect on the financial statements that is less than material but warrants the attention of those charged with governance. In connection with our audit, we did not have any such findings.

Purpose of this Letter

Our management letter is intended solely for the information and use of the Legislative Auditing Committee, members of the Florida Senate and the Florida House of Representatives, the Florida Auditor General, Federal and other granting agencies, the Board of Commissioners, and applicable management, and is not intended to be and should not be used by anyone other than these specified parties.

Tipton, Mauler, Garner & Chostain

Panama City, Florida
June 17, 2021



BEACH MOSQUITO CONTROL DISTRICT

**509 Griffin Blvd
Panama City Beach, FL 32413
Phone: (850)-233-5030
Fax: (850)-233-5033**

**Board of Commissioners
Larry Couch, Chairman
Joyce Dean, Secretary
John Smith, Treasurer**

**Director James F. Clauson
E-mail: james@pcbeachmosquito.com**

June 17, 2021

Board of Commissioners
Beach Mosquito Control District
509 Griffin Blvd
Panama City Beach, Florida 32413

Ladies and Gentlemen:

The annual audit report of Beach Mosquito Control District for the year ended September 30, 2020, contained the following significant deficiencies:

The size of the District's accounting and administrative staff precludes certain internal controls that would be preferred if the staff were large enough to provide optimum segregation of duties. To the extent possible duties should be segregated to serve as a check and balance and to maintain the best control system possible. Material errors or irregularities may occur without being detected by employees or management during the normal course of their duties. This situation dictates that the Board of Commissioners remains involved in the financial affairs of the District to provide oversight and independent review functions. Management should continuously review segregation of duties and adjust where possible to strengthen the system of internal control each year.

The District did not properly report wages to the Florida Retirement System (FRS) involving one employee for the month of September 2020 regarding the FRS Pension Plan. Due to the wage reporting discrepancy, the District is due a refund of \$357 for overpaid FRS employer contributions for the fiscal year ending September 30, 2020. There was also an instance where one employee's wages were not setup to be subject to the FRS employee contribution deduction of 3% in the payroll system and was, therefore, not deducted from the employee's gross pay. When the gross wages were reported to FRS the employee contribution was paid by the District and not reimbursed by the employee as of the date these financial statements were issued.

Serving the Panama City Beaches Area since 1953
www.pcbeachmosquito.org

It is not cost efficient to hire additional staff to provide a proper segregation of duties; however, the above condition is mitigated by having the Commissioners review the monthly deposits and expenditures of the District and including their approval and/or comments in the minutes of the board meetings.

The District reports to the Florida Retirement System (FRS) wages for all participating employees at the District. During a transition from our previous Office Manager (who passed away suddenly) to a new Office Manager (who subsequently terminated before September 30, 2020), wages were not properly reported. The discrepancy consists of a refund of \$357 dollars that will be refunded to the District. A portion of the new office manager's wages were not made subject to the 3% employee contribution "deduction" in our payroll system (lack of new employee setup knowledge) and consequentially, the 3% was not deducted from the employees' gross pay. The employee affected by this discrepancy has since terminated from the District; therefore, the District will assume the \$89 cost. The District understands the importance of properly reporting employee wages and accurately calculating contributions to FRS and will make every effort to mitigate the risks around these procedures to keep this from happening in the future.

Respectfully submitted,

A handwritten signature in black ink, appearing to read "James Clauson". The signature is fluid and cursive, with a long horizontal stroke at the end.

James Clauson
Director



**INDEPENDENT ACCOUNTANT'S REPORT
ON COMPLIANCE WITH SECTION 218.415, FLORIDA STATUTES**

Board of Commissioners
Beach Mosquito Control District
Bay County, Florida

We have examined the Beach Mosquito Control District's (the "District") compliance with Section 218.415, Florida Statutes, regarding the investment of public funds during the year ended September 30, 2020. Management of the District is responsible for the District's compliance with the specified requirements. Our responsibility is to express an opinion on the District's compliance with the specified requirements based on our examination.

Our examination was conducted in accordance with attestation standards established by the American Institute of Certified Public Accountants. Those standards require that we plan and perform the examination to obtain reasonable assurance about whether the District complied, in all material respects, with the specified requirements referenced above. An examination involves performing procedures to obtain evidence about whether the District complied with the specified requirements. The nature, timing, and extent of the procedures selected depend on our judgement, including an assessment of the risks of material noncompliance, whether due to fraud or error. We believe that the evidence we obtained is sufficient and appropriate to provide a reasonable basis for our opinion.

Our examination does not provide a legal determination on the District's compliance with specified requirements.

In our opinion, the District complied, in all material respects, with the aforementioned requirements for the year ended September 30, 2020.

This report is intended solely for the information and use of the District and the Auditor General, State of Florida, and is not intended to be and should not be used by anyone other than these specified parties.

Tipton, Marler, Garner & Chastain

Panama City, Florida
June 17, 2021